



FY 2025
Proposed Budget

City of Roswell, Georgia

FY 2025 Proposed Budget

This is a proposed twelve month budget that will go from January 1 to December 31. This fiscal calendar is new for the City of Roswell and was made possible by a six month interim budget from July 1 to December 31, 2025. The proposed budget is balanced and prioritizes public investment. The revenues and expenditures expected in the next twelve months are as proposed.

Budget Process - Key Dates

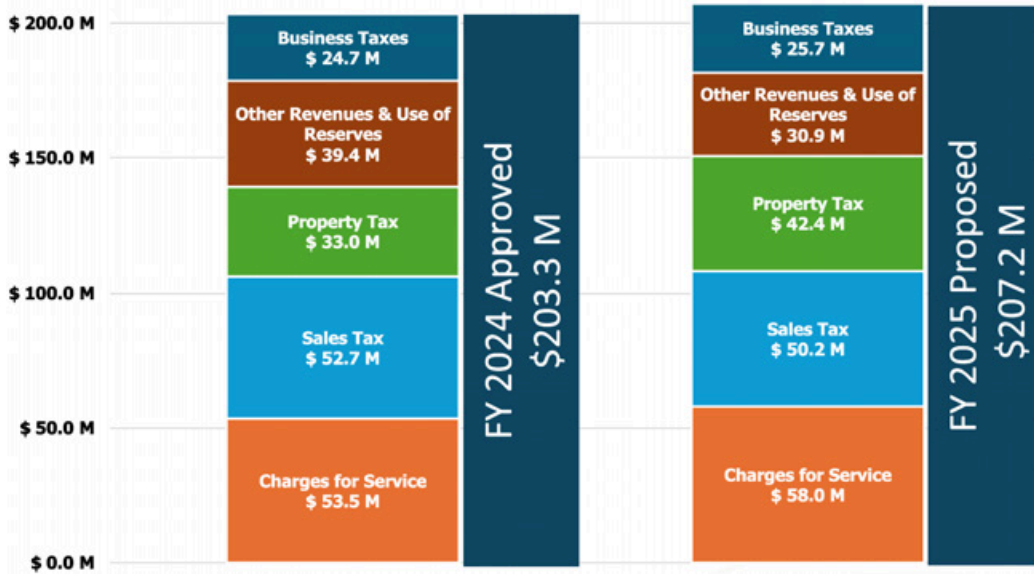
- **Thursday, November 14, 7:00 pm**
 - **Presentation of Proposed Budget**
- **Monday, November 18, 7:00 pm**
 - **First Budget Reading**
- **Tuesday, November 26, 7:00 pm**
 - **Second Budget Reading & Adoption**

All three meetings will be held in Council Chambers at Roswell City Hall, 38 Hill St Roswell, Georgia 30075. You can also follow along online live or afterward at www.youtube.com/@CityOfRoswell/streams.

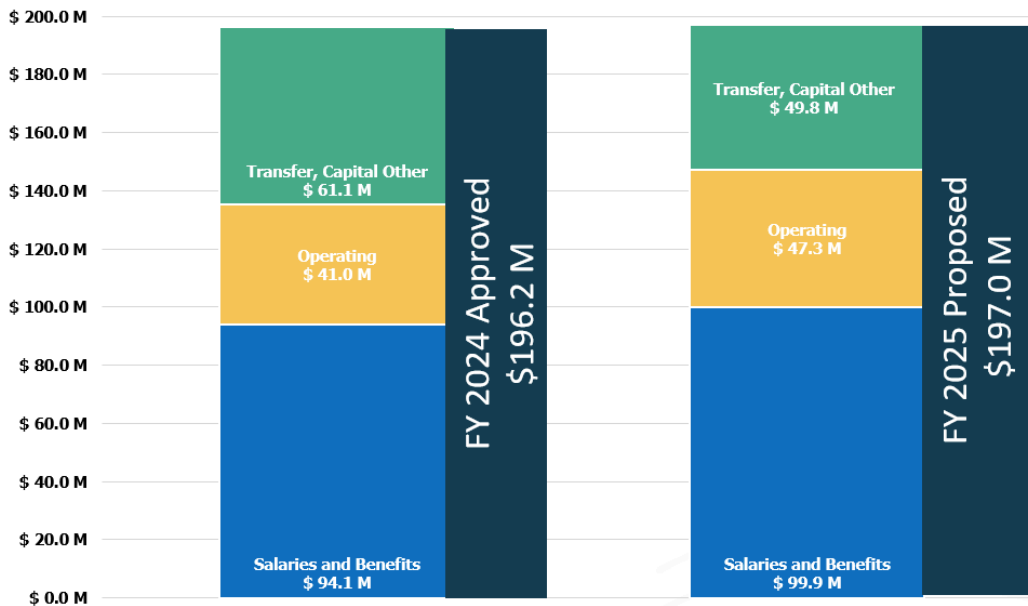
All Funds Summary

This section includes Source of Funds and Use of Funds; details on Revenues by Fund, Type, then Line Item; and details on Use of Funds by Fund, Type, then by Line Item.

All Funds – Source of Funds



All Funds – Use of Funds



Revenues

Overview of all funds, including two (2) years of actuals and two (2) years of budget for comparison. Shown as all revenues by fund (graph and table) and by type (graph and table).

Use of Fund Balance is not shown as a current year revenue source.

Current Year Revenues by Fund

Help Share

Updated On 15 Nov, 2024

← Back ↺ History ↻ Reset

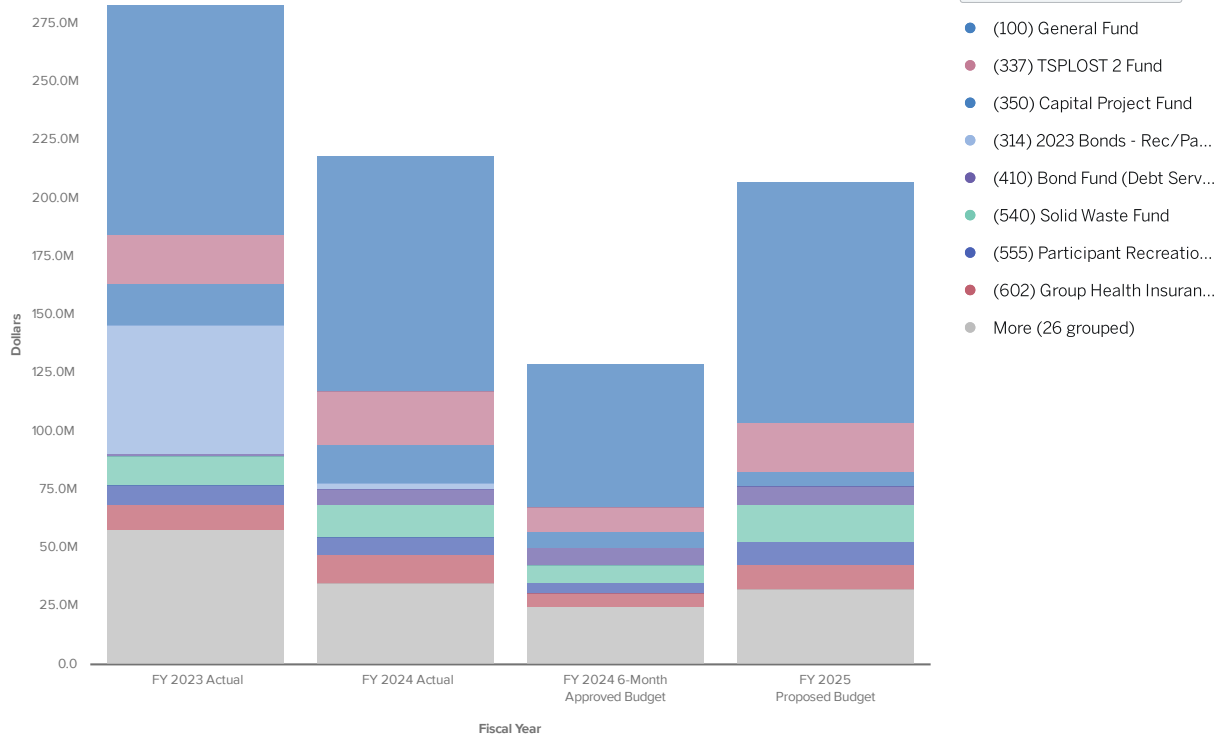
Broken down by

Funds Revenues



Sort By Chart of Accounts

Visualization



Current Year Revenues by Fund

	FY 2023 Actual	FY 2024 Actual	FY 2024 6-Month Approved Budget	FY 2025 Proposed Budget
(100) General Fund	\$98,241,802	\$100,878,403	\$61,809,143	\$103,027,244
(337) TSPLOST 2 Fund	\$20,779,453	\$22,472,179	\$10,541,813	\$21,188,000
(314) 2023 Bonds - Rec/Park/Paths	\$55,184,808	\$2,672,181	\$0	\$0
(540) Solid Waste Fund	\$12,529,099	\$14,087,097	\$7,594,273	\$15,408,800
(350) Capital Project Fund	\$18,151,254	\$16,541,156	\$6,756,939	\$6,206,640
(602) Group Health Insurance Fund	\$11,105,985	\$12,104,856	\$6,100,015	\$10,729,570
(555) Participant Recreation Fund	\$8,302,695	\$7,527,614	\$4,298,100	\$9,940,884
(410) Bond Fund (Debt Service)	\$758,922	\$6,749,605	\$7,453,468	\$8,165,396
(316) 2023 Bonds - Parking Deck	\$20,124,392	\$854,471	\$0	\$0
(505) Water and Sewer Fund	\$5,306,193	\$5,367,255	\$2,911,326	\$5,977,300
(605) Information Technology Fund	\$0	\$6,818,565	\$3,822,724	\$7,834,762
(507) Stormwater Utility Fund	\$3,983,787	\$4,476,558	\$2,433,708	\$4,846,700
(315) 2023 Bonds - Public Safety	\$13,575,383	\$477,581	\$0	\$0

	FY 2023 Actual	FY 2024 Actual	FY 2024 6-Month Approved Budget	FY 2025 Proposed Budget
(215) E-911 Fund	\$3,169,998	\$3,447,660	\$2,141,812	\$3,426,681
(221) Federal Grant Fund	\$73,252	\$220,472	\$8,347,702	\$0
(604) Fleet Services Fund	\$2,328,867	\$2,347,702	\$1,251,406	\$2,066,682
(603) Risk Management Fund	\$1,419,767	\$1,558,560	\$953,950	\$2,213,400
(275) Hotel/Motel Fund	\$1,755,206	\$1,756,412	\$843,650	\$1,747,471
(336) TSPLOST Fund	\$721,303	\$1,764,841	\$467,150	\$1,350,000
(601) Workers' Compensation Fund	\$851,173	\$854,241	\$465,700	\$1,183,000
(335) LMIG Resurfacing Grant	\$948,412	\$2,230,491	\$0	\$0
(230) Impact Fees Fund	\$955,284	\$758,329	\$64,900	\$570,000
(291) Special Events Fund	\$398,648	\$356,446	\$409,900	\$600,953
(280) Auto Rental Excise Tax Fund	\$388,965	\$409,203	\$156,330	\$415,000
(225) CDBG Grant	\$532,452	\$327,615	\$442,071	\$32,295
(226) American Rescue Plan Act Fund	\$772,388	\$518,933	\$0	\$0
(245) Tree Bank Fund	\$213,300	\$134,365	\$100,000	\$150,000
(210) Confiscated Assets Fund	\$123,334	\$147,427	\$27,000	\$0
(290) Leita Thompson Fund	\$61,012	\$61,442	\$34,625	\$69,252
(220) State Grant Fund	\$46,188	\$109,569	\$0	\$0
(213) Opioid Settlement Proceeds	\$0	\$67,955	\$0	\$0
(240) Soil and Erosion Control	\$1,970	\$25,154	\$7,610	\$21,200
(222) County/Local Grant Fund	\$18,356	\$0	\$0	\$0
(771) Scholarship Endowment Fund	\$23	\$27	\$25	\$100
TOTAL	\$282,823,671	\$218,124,366	\$129,435,340	\$207,171,330

Current Year Revenues by Type

Help Share

Updated On 15 Nov, 2024

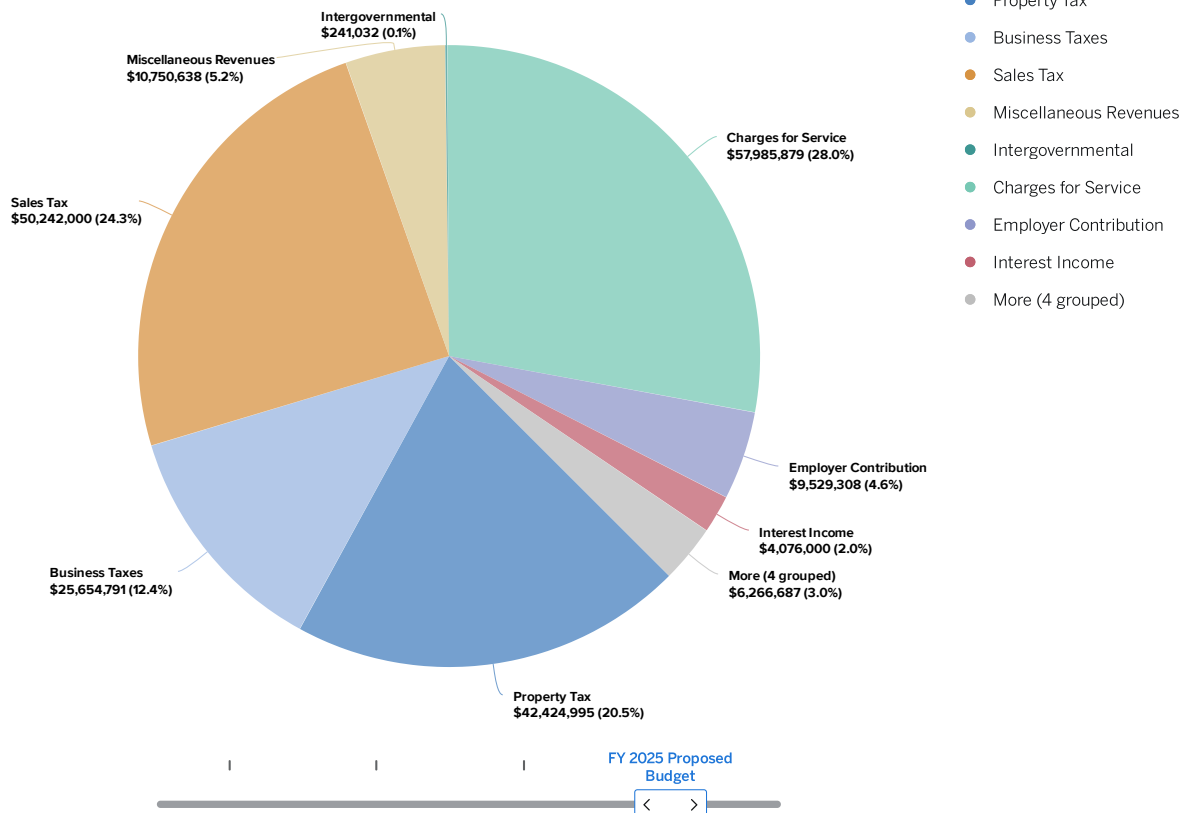
← Back ↺ History ↻ Reset

Broken down by
Revenues

Visualization



Sort By Chart of Accounts ▾



Current Year Revenues by Account

	FY 2023 Actual	FY 2024 Actual	FY 2024 6-Month Approved Budget	FY 2025 Proposed Budget
Property Tax				
(311100) Real Property - Current Year	\$26,091,470	\$30,569,399	\$33,539,670	\$36,246,620
(311110) Public Utility	\$257,487	\$320,718	\$0	\$320,718
(311200) Real Property - Prior	\$6,919	-\$358	\$0	\$0
(311300) Personal Property - Current	\$859,892	\$964,530	\$1,021,772	\$1,070,798
(311305) Personal Property - Prior	-\$206	-\$732	\$0	\$0
(311310) Motor Vehicle	\$104,262	\$72,544	\$93,922	\$91,859
(311315) Title Ad Valorem Tax (Vehicle)	\$3,893,753	\$4,158,685	\$2,000,000	\$3,700,000
(311340) Intangibles (Reg & Recrd)	\$618,812	\$559,291	\$280,000	\$600,000
(311600) Real Estate Trans (intang)	\$273,783	\$275,092	\$135,000	\$270,000
(319110) Property - Penalty & Interest - Real	\$150,435	\$192,819	\$60,500	\$125,000
PROPERTY TAX TOTAL	\$32,256,607	\$37,111,988	\$37,130,864	\$42,424,995
Business Taxes				
(311710) Electric Franchise Taxes	\$3,984,932	\$4,162,076	\$0	\$4,370,180
(311730) Gas Franchise Taxes	\$693,064	\$1,217,344	\$356,500	\$950,000
(311750) TV Cable Franchise Taxes	\$989,917	\$870,794	\$450,000	\$750,000
(311760) Telephone Franchise Taxes	\$88,574	\$46,933	\$45,000	\$70,000
(314104) Hotel/Motel Unrestricted	\$650,673	\$647,477	\$313,124	\$646,864
(314105) Hotel/Motel TCT	\$759,118	\$755,390	\$365,313	\$754,675
(314106) Hotel/Motel TPD	\$325,336	\$323,739	\$156,563	\$323,432
(314200) Alcoholic Beverage Excise Tax	\$1,115,266	\$998,737	\$512,000	\$900,000
(314300) Local Option Mixed Drink Excise Tax	\$657,380	\$615,396	\$320,000	\$600,000
(314400) Auto Rental Excise Tax	\$388,965	\$409,203	\$156,330	\$415,000
(314900) Excise Tax - Other	\$1,435	\$1,312	\$0	\$0
(316100) Business & Occupation Tax	-\$10	\$341	\$0	\$0
(316101) Business & Occupation Tax	\$6,911,057	\$6,904,408	\$100,000	\$6,900,000
(316102) Insurance Occupation Tax	\$100,390	\$109,575	\$100,000	\$105,000
(316200) Insurance Premium Tax	\$7,582,161	\$8,234,654	\$8,564,000	\$8,649,640
(316300) Financial Institution Tax	\$234,055	\$253,254	\$0	\$220,000
BUSINESS TAXES TOTAL	\$24,482,314	\$25,550,634	\$11,438,830	\$25,654,791
Sales Tax				
(313100) Local Option Sales Tax	\$32,168,468	\$31,693,540	\$15,771,000	\$30,242,000
(313200) TSPLOST	\$20,525,719	\$20,965,602	\$10,293,213	\$20,000,000
SALES TAX TOTAL	\$52,694,187	\$52,659,141	\$26,064,213	\$50,242,000
Miscellaneous Revenues				
(371004) Gas South Affinity Program	\$9,082	\$11,214	\$3,600	\$7,200
(371005) Private Donations/contri	\$42,000	\$39,919	\$0	\$0
(371006) Special Events Sponsorship	\$86,865	\$86,370	\$0	\$90,000
(381105) Rent Of Property	\$574,095	\$524,270	\$0	\$0
(381110) Leita T. - Rent Income	\$61,012	\$61,442	\$34,625	\$69,252
(383100) Reimbursement From Insura	\$648,135	\$1,691,040	\$125,000	\$250,000
(389105) Tree Bank Funds	\$213,300	\$134,365	\$100,000	\$150,000
(389120) Vendor Reimbursements	\$0	\$6,835	\$0	\$0
(389400) Miscellaneous	-\$68	\$1,390	\$0	\$0
(389600) Recording of Abatement	-\$58,710	\$8,315	\$0	\$0
(389999) Over And Short	-\$768	-\$913	\$0	\$0
(392100) Sale Of Assets	\$610,898	\$232,678	\$191,500	\$235,000
(392200) Gain On Property Sale	-\$36,714	-\$74,806	\$0	\$0
(392300) Sale Of Abandoned Property	\$79,887	\$22,247	\$0	\$0
(393000) Proceeds - Long-term Liability	\$4,278,622	\$0	\$0	\$0
(393100) Gen Obligation Bond Proce	\$86,200,000	\$0	\$0	\$0
(393400) Premiums On Bonds Sold	\$2,475,187	\$0	\$0	\$0
(391201) Operating Transfer In	\$3,776,868	\$3,606,039	\$3,095,874	\$4,302,546
(391250) Capital Transfer In	\$12,151,103	\$11,748,699	\$6,448,889	\$5,646,640
MISCELLANEOUS REVENUES TOTAL	\$111,110,793	\$18,099,104	\$9,999,488	\$10,750,638
Licenses & Permits				
(323121) Fire Inspection and Fees	\$0	\$0	\$0	\$709,825
(321110) Alcohol, Beer, Wine License	\$646,349	\$678,193	\$600,000	\$580,000
(321130) Liquor Pouring License	\$44,880	\$38,020	\$22,500	\$30,000
(321291) Massage Parlor Fees	\$100	\$1,600	\$0	\$400

	FY 2023 Actual	FY 2024 Actual	FY 2024 6-Month Approved Budget	FY 2025 Proposed Budget
(321292) Solicitor Fees	\$300	\$450	\$0	\$300
(321295) Precious Metal Dealer Fee	\$3,900	\$3,300	\$0	\$2,800
(322210) Zoning And Land Use	\$49,170	\$51,315	\$22,500	\$40,000
(322230) Sign Permits	\$13,310	\$11,270	\$5,000	\$10,000
(322240) Small Cell Technology Permit	\$2,252	\$6,802	\$0	\$2,000
(322905) Photo and Film Fees	\$45,464	\$20,367	\$12,000	\$30,000
(322991) Special Events Fee	\$5,727	\$3,200	\$0	\$1,500
(322994) Personal transp veh fee	\$870	\$720	\$0	\$400
(322995) Fireworks Permits	\$500	\$0	\$0	\$0
(322997) Special Events-Grounds Fees	\$0	\$1,500	\$0	\$0
(323120) Building & Inspection Fees	\$1,702,458	\$2,301,861	\$900,000	\$2,412,500
(323190) Soil Erosion Fees	\$4,040	\$5,200	\$1,860	\$5,000
(323902) Grading Permits	\$279,639	\$141,689	\$100,000	\$200,000
(323903) Soil Erosion Grading Permit	\$234	\$0	\$0	\$0
LICENSES & PERMITS TOTAL	\$2,799,193	\$3,265,487	\$1,663,860	\$4,024,725
Fines & Forfeitures				
(351921) Opioid Settlement Payments	\$444	\$67,955	\$0	\$0
(351171) Municipal Court Fines	\$1,087,017	\$1,150,181	\$500,000	\$1,000,000
(351172) Municipal Court Probation	\$10,442	\$10,941	\$6,000	\$10,000
(351173) Jail Fees	\$10	\$0	\$0	\$0
(351174) Munis Admin Fee	\$32,136	\$34,256	\$16,000	\$33,000
(351175) Court Related - Other	\$5,301	\$6,442	\$3,000	\$5,500
(351176) Diversion Fee	\$2,655	\$2,270	\$1,250	\$2,500
(351300) Confiscation	\$939	\$12,438	\$0	\$0
(351310) D.E.A. Funds	\$40,484	\$48,094	\$0	\$0
(351320) Treasury Confiscated Funds	\$14,674	\$0	\$0	\$0
(351940) School Zone Speeding Fines	\$462,457	\$355,673	\$0	\$300,000
FINES & FORFEITURES TOTAL	\$1,656,561	\$1,688,249	\$526,250	\$1,351,000
Intergovernmental				
(331110) Direct Federal Funding	\$654,712	\$0	\$0	\$0
(331150) Indirect Federal Funding	\$0	\$30,023	\$0	\$0
(331360) Administration Federal Grants	\$4,290	\$202	\$0	\$0
(331362) Community Development Federal Grants	\$238	\$0	\$0	\$0
(331363) Rec & Parks Federal Grants	\$21,949	\$0	\$7,221,972	\$0
(331365) Police Federal Grants	\$29,547	\$37,247	\$18,000	\$0
(331366) Env & PW Federal Grants	\$0	\$0	\$147,480	\$0
(331369) CDBG Revenue	\$532,452	\$327,615	\$442,071	\$32,295
(334111) Homeowners Tax Relief Grant	\$0	\$1,450,769	\$0	\$0
(334363) Rec & Parks State Grants	\$0	\$45,000	\$0	\$0
(334365) Police State Grants	\$1,188	\$0	\$0	\$0
(334366) Env & PW State Grants	\$0	\$45,750	\$0	\$0
(334367) Trans State Grants	\$948,412	\$2,249,310	\$0	\$0
(336010) Alpharetta Fire Payments	\$214,145	\$171,557	\$95,000	\$148,737
(336011) Intergovernmental	\$2,853	\$76,466	\$35,000	\$60,000
(336015) Intergov - Fulton Co	\$0	\$27,711	\$0	\$0
(336016) Intergovt Milton	\$90,549	\$0	\$0	\$0
(336104) Rec & Parks County/Local Grants	\$15,600	\$0	\$0	\$0
INTERGOVERNMENTAL TOTAL	\$2,515,935	\$4,461,650	\$7,959,523	\$241,032
Charges for Service				
(341390) Other Comm Dev Fees & Charges	\$0	\$40,000	\$0	\$0
(341200) Recording Fees	\$66	\$121	\$0	\$0
(341323) Recreation Impact Fees	\$167,671	\$84,937	\$0	\$90,000
(341324) Trans Impact Fees	\$422,417	\$308,019	\$0	\$200,000
(341325) Public Safety Impact Fees	\$212,059	\$145,491	\$0	\$100,000
(341426) 3% Admin Impact Fees	\$17,308	\$21,038	\$8,500	\$16,000
(341905) Other/Misc. Fees	\$151,677	\$112,599	\$30,000	\$60,000
(341910) Election Qualify Fees	\$2,160	\$5,940	\$0	\$5,000
(341915) Charging Station Fees	\$4,323	\$4,197	\$2,000	\$3,500
(342101) Special Police Ser- Ot	\$15,819	\$34,920	\$27,000	\$0
(342120) Accident Reports	\$38,055	\$31,824	\$19,500	\$28,000
(342130) False Alarm Fees	\$178,510	\$142,740	\$25,000	\$130,000
(342140) Expungement Fees	\$300	\$7,787	\$0	\$0
(342210) Fire Alarm Fees	-\$8,500	\$0	\$0	\$0
(342310) Fingerprinting Fees	\$14,600	\$15,140	\$7,500	\$13,700
(342500) E911 Charges	\$2,612,258	\$2,526,132	\$1,307,500	\$2,450,000

	FY 2023 Actual	FY 2024 Actual	FY 2024 6-Month Approved Budget	FY 2025 Proposed Budget
(342920) Mountain Park	\$85,221	\$102,389	\$49,496	\$105,957
(342921) National Park Service	\$47,967	\$41,230	\$20,616	\$41,232
(343101) Sidewalk Assessments	\$360,000	\$0	\$0	\$0
(343210) Lake Charles - Spec Assess	\$0	\$17,000	\$17,000	\$17,000
(344111) Residential Refuse Collect	\$7,903,030	\$8,846,429	\$4,833,133	\$9,825,000
(344112) Commercial Refuse Collect	\$4,403,677	\$4,896,174	\$2,614,604	\$5,328,000
(344115) Utility Billing Lien Revenue	\$11	\$0	\$0	\$0
(344160) Solid Waste Recycling Fees	\$137,407	\$131,775	\$79,116	\$135,000
(344162) Large Item Fees	\$53,445	\$48,506	\$32,670	\$50,000
(344191) Dumpster Set Up Fees	\$855	\$823	\$550	\$800
(344210) Water Charges	\$4,053,529	\$4,518,907	\$2,393,360	\$4,920,000
(344215) Reconnect Fees	\$150	\$450	\$0	\$300
(344216) Meter Fees	\$201,460	\$107,020	\$65,050	\$128,000
(344217) Water Service Stop Fees	\$12,550	\$19,650	\$5,786	\$20,000
(344218) Capacity Fees	\$422,200	\$72,300	\$104,955	\$150,000
(344255) Sewerage Charges	\$350,030	\$282,743	\$196,175	\$412,000
(344261) Stormwater Utility	\$3,924,534	\$4,334,688	\$2,397,258	\$4,801,700
(344700) Utility Bill Late Charges	\$227,741	\$296,612	\$117,500	\$305,000
(345410) Parking Charges	\$50,165	\$43,962	\$25,500	\$2,200,000
(345610) Telecommunication Charges	\$223,126	\$105,619	\$114,500	\$250,000
(346400) Background Check Fees	\$18,065	\$16,845	\$7,500	\$16,000
(347201) Auditorium Rental Fees	\$67,418	\$709,464	\$475,380	\$779,800
(347202) Other Rental Fees	\$466,800	\$485,130	\$250,000	\$558,000
(347501) General Programs	\$699,502	\$160,073	\$130,000	\$410,358
(347502) Special Events Vendor Fees	\$111,482	\$125,289	\$9,900	\$147,000
(347503) Athletics	\$2,393,131	\$2,524,753	\$1,569,750	\$2,800,000
(347504) Tennis	\$505,710	\$454,305	\$262,500	\$586,593
(347505) Swimming	\$140,932	\$377,078	\$157,500	\$383,000
(347506) Gym & Physical Fitness	\$1,366,540	\$1,216,027	\$725,000	\$1,842,467
(347507) Dance, Drama, & Music	\$602,642	\$553,323	\$300,000	\$710,280
(347508) Arts & Crafts	\$501,906	\$521,515	\$290,000	\$680,719
(347509) General Instruction Programs	\$272,023	\$530,997	\$232,000	\$651,238
(347510) Rec & Parks Contributions	\$708	-\$675	\$0	\$0
(347512) Rec & Parks Miscellaneous	\$28,763	\$31,207	\$24,000	\$0
(347513) Senior Adult Center	\$217,635	\$112,634	\$33,750	\$75,000
(347514) Adult Aquatics Center	\$179,581	\$3,911	\$2,000	\$5,000
(347901) Gift Shop/Merchandise	\$0	\$0	\$1,500	\$0
(347905) Convenience Fee	\$23,688	\$2	\$0	\$0
(347906) Recreation Admin Fee	\$0	\$751,264	\$525,000	\$1,050,000
(349300) Bad Check Fees	\$120	\$195	\$0	\$0
(341702) Indirect Cost E911	\$281,026	\$155,273	\$100,463	\$237,432
(341703) Indirect Cost Water Fund	\$462,788	\$406,704	\$207,082	\$485,378
(341704) Indirect Cost Solid Waste	\$1,251,587	\$1,226,292	\$594,843	\$1,287,733
(341705) Indirect Cost Rec Participation Fund	\$458,586	\$523,351	\$246,909	\$646,400
(341706) Indirect Cost Stormwater	\$705,810	\$701,263	\$367,287	\$549,578
(341707) Indirect Cost Garage	\$145,431	\$152,064	\$70,809	\$191,270
(341750) Fleet Service Charges	\$2,314,916	\$2,288,962	\$1,251,406	\$2,066,682
(341751) Information Technology Charges	\$0	\$6,818,565	\$3,822,724	\$7,834,762
(341805) Risk Claims Payments	\$1,410,000	\$1,550,000	\$950,000	\$2,205,000
CHARGES FOR SERVICE TOTAL	\$40,912,612	\$49,742,971	\$27,101,572	\$57,985,879
Employee Contribution				
(341826) Dental-Employee	\$0	\$0	\$85,222	\$0
(341835) Group Health-Employee	\$0	\$0	\$375,938	\$0
(389500) Employee Hc Contribution	\$1,084,538	\$929,350	\$0	\$890,962
EMPLOYEE CONTRIBUTION TOTAL	\$1,084,538	\$929,350	\$461,160	\$890,962
Employer Contribution				
(341820) HSA Contribution-Employer	\$638,188	\$591,729	\$0	\$0
(341825) Dental-Employer	\$310,278	\$318,592	\$156,136	\$312,271
(341827) Basic Life-Employer	\$225,045	\$219,912	\$0	\$0
(341829) Disability-Employer	\$239,842	\$210,955	\$0	\$0
(341834) Group Health-Employer	\$7,477,908	\$8,295,201	\$5,006,730	\$8,583,659
(341837) Empl Assist Program-Employer	\$16,640	\$17,305	\$0	\$0
(341839) Benefits Admin Assessment	\$599,583	\$0	\$316,689	\$633,378
EMPLOYER CONTRIBUTION TOTAL	\$9,507,482	\$9,653,694	\$5,479,555	\$9,529,308
Interest Income				

	FY 2023 Actual	FY 2024 Actual	FY 2024 6-Month Approved Budget	FY 2025 Proposed Budget
(361000) Interest Revenues	\$4,455,567	\$10,679,113	\$1,610,025	\$4,076,000
(361010) Unrealized Invest Gains	-\$1,615,289	\$113,475	\$0	\$0
INTEREST INCOME TOTAL	\$2,840,279	\$10,792,588	\$1,610,025	\$4,076,000
Lease Proceeds				
(393500) Capital Lease Program	\$963,170	\$4,169,511	\$0	\$0
LEASE PROCEEDS TOTAL	\$963,170	\$4,169,511	\$0	\$0
TOTAL	\$282,823,671	\$218,124,366	\$129,435,340	\$207,171,330

Expenses

Overview of all funds, including two (2) years of actuals and two (2) years of budget for comparison. Shown as all use of funds by fund (graph and table) and by type (graph and table).

Use of Funds by Fund

Help Share

Updated On 15 Nov, 2024

← Back ↻ History ↻ Reset

Broken down by

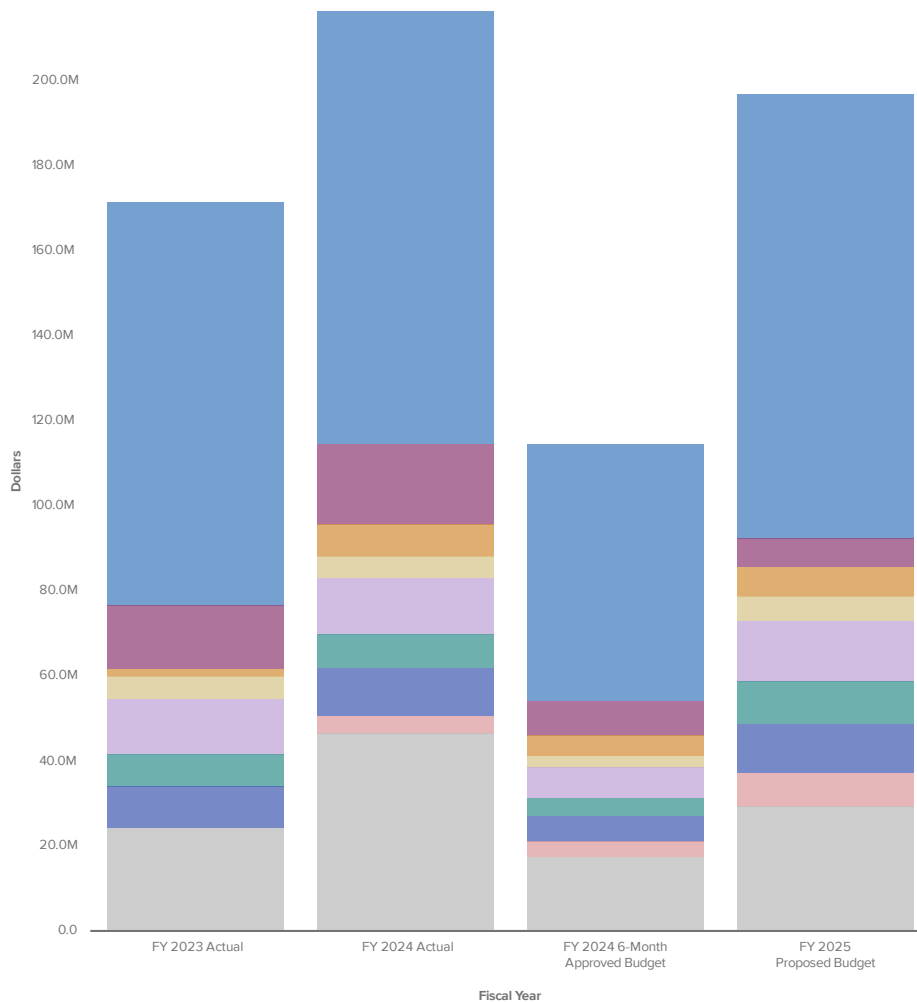
Funds Expenses



Sort By **Chart of Accounts**

- (100) General Fund
- (350) Capital Project Fund
- (410) Bond Fund (Debt Serv...
- (505) Water and Sewer Fund
- (540) Solid Waste Fund
- (555) Participant Recreatio...
- (602) Group Health Insuran...
- (605) Information Technolo...
- More (24 grouped)

Visualization



Use of Funds by Fund

	FY 2023 Actual	FY 2024 Actual	FY 2024 6-Month Approved Budget	FY 2025 Proposed Budget
(100) General Fund	\$94,771,694	\$101,537,136	\$60,395,877	\$104,450,441
(350) Capital Project Fund	\$14,962,056	\$18,794,850	\$8,099,664	\$6,806,640
(540) Solid Waste Fund	\$12,992,845	\$13,399,316	\$7,055,336	\$14,365,596
(602) Group Health Insurance Fund	\$9,789,081	\$11,224,355	\$6,139,298	\$11,521,058
(555) Participant Recreation Fund	\$7,654,817	\$7,756,566	\$4,185,490	\$9,942,750
(410) Bond Fund (Debt Service)	\$1,685,100	\$7,525,207	\$4,930,962	\$6,764,749
(505) Water and Sewer Fund	\$5,336,647	\$5,165,674	\$2,532,635	\$5,775,044
(605) Information Technology Fund	\$0	\$4,180,252	\$3,821,607	\$7,881,067
(337) TSPLOST 2 Fund	\$558,011	\$1,554,211	\$0	\$12,998,448
(314) 2023 Bonds - Rec/Park/Paths	\$1,269,410	\$12,425,593	\$0	\$0
(507) Stormwater Utility Fund	\$2,948,069	\$3,258,231	\$2,154,134	\$4,603,778
(215) E-911 Fund	\$2,838,275	\$3,489,942	\$2,030,280	\$3,720,697
(221) Federal Grant Fund	\$188,366	\$164,601	\$8,347,702	\$0
(604) Fleet Services Fund	\$2,181,230	\$2,332,322	\$1,303,060	\$2,094,175
(603) Risk Management Fund	\$1,730,933	\$1,819,294	\$932,009	\$2,222,888
(316) 2023 Bonds - Parking Deck	\$233,792	\$6,322,128	\$0	\$0
(315) 2023 Bonds - Public Safety	\$156,040	\$6,292,332	\$0	\$0
(275) Hotel/Motel Fund	\$1,937,078	\$1,818,598	\$678,937	\$1,401,539
(336) TSPLOST Fund	\$5,449,108	\$263,406	\$0	\$0
(601) Workers' Compensation Fund	\$1,250,418	\$1,096,308	\$538,470	\$1,200,595
(226) American Rescue Plan Act Fund	\$662,512	\$2,332,321	\$0	\$0
(230) Impact Fees Fund	\$381,125	\$867,138	\$927,500	\$1,300
(291) Special Events Fund	\$501,817	\$405,037	\$406,532	\$600,953
(335) LMIG Resurfacing Grant	\$903,284	\$948,412	\$0	\$0
(280) Auto Rental Excise Tax Fund	\$425,000	\$527,500	\$157,500	\$415,000
(225) CDBG Grant	\$488,282	\$184,376	\$16,282	\$32,295
(210) Confiscated Assets Fund	\$130,992	\$303,167	\$1,920	\$0
(245) Tree Bank Fund	\$101,001	\$176,673	\$0	\$146,803
(290) Leita Thompson Fund	\$59,378	\$50,165	\$40,243	\$79,198
(220) State Grant Fund	\$77,221	\$100,347	\$0	\$0
(222) County/Local Grant Fund	\$18,556	\$0	\$0	\$0
(771) Scholarship Endowment Fund	\$0	\$0	\$0	\$100
TOTAL	\$171,682,138	\$216,315,458	\$114,695,438	\$197,025,114

Use of Funds by Type

Updated On 15 Nov, 2024

← Back ↻ History ▾ ↻ Reset

Broken down by

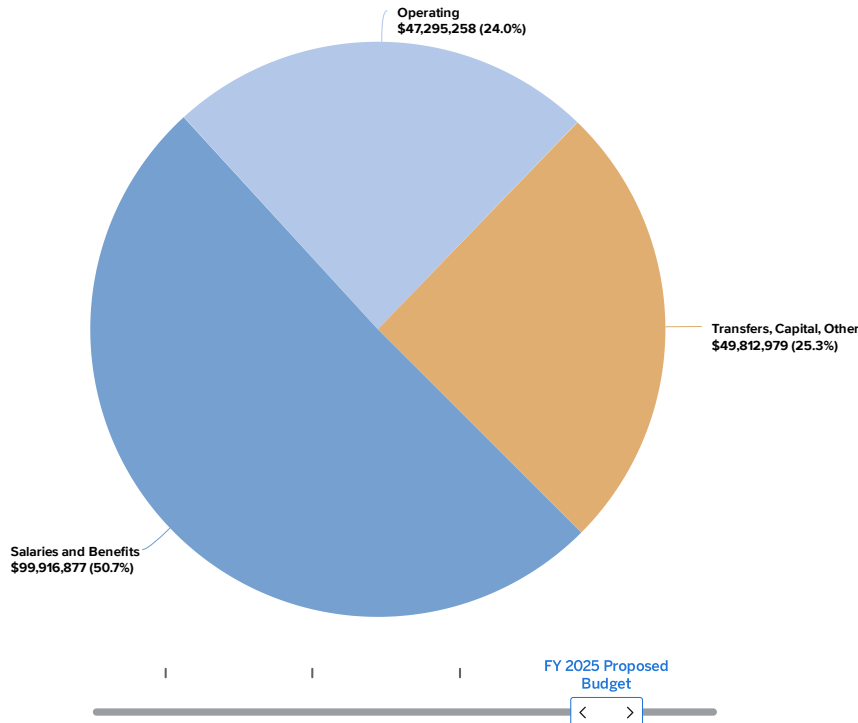
Expenses

Visualization



Sort By Chart of Accounts ▾

- Salaries and Benefits
- Operating
- Transfers, Capital, Other



Use of Funds by Account

	FY 2023 Actual	FY 2024 Actual	FY 2024 6-Month Approved Budget	FY 2025 Proposed Budget
Salaries and Benefits				
(511100) Regular Employees	\$42,462,024	\$46,192,380	\$26,049,203	\$52,127,071
(511101) Budgeted Salary Savings	\$0	\$0	-\$349,380	-\$1,083,302
(511102) Budgeted Salary Contingency	\$0	\$0	\$947,127	\$4,173,917
(511110) Elected Officials	\$166,750	\$201,732	\$98,000	\$196,000
(511400) Other Compensation	\$500	\$0	\$0	\$0
(511105) Part Time Employees	\$1,085,393	\$974,941	\$501,297	\$773,490
(511115) Firefighter's Fees	\$5,201,105	\$4,226,683	\$2,071,384	\$2,707,503
(511200) Temporary Employees	\$1,543,302	\$1,681,144	\$1,062,688	\$1,798,927
(511250) Seasonal Employees	\$421,268	\$456,108	\$242,948	\$481,000
(511300) Overtime	\$885,251	\$1,125,419	\$511,687	\$737,153
(512500) Tuition Reimbursements	\$45,206	\$78,122	\$17,500	\$49,875
(512600) Unemployment Insurance	\$22,082	\$3,686	\$12,500	\$25,000
(512902) Employee Wellness Program	\$79,971	\$72,892	\$51,882	\$117,000
(512100) Group Insurance	\$7,445,678	\$8,698,639	\$4,466,290	\$8,908,875
(512200) Social Security (FICA)	\$3,108,544	\$3,304,857	\$1,931,145	\$3,837,723
(512300) Medicare	\$729,139	\$774,059	\$451,675	\$897,568
(512400) Defined Benefit Retirement	\$5,295,383	\$5,769,900	\$2,500,017	\$5,000,000
(512401) Deferred Compensation	\$256,837	\$275,291	\$141,946	\$282,362
(512402) Defined Contribution Retirement	\$3,091,335	\$4,241,075	\$2,577,055	\$5,500,657
(512700) Workers' Compensation	\$996,387	\$855,375	\$425,000	\$933,000

	FY 2023 Actual	FY 2024 Actual	FY 2024 6-Month Approved Budget	FY 2025 Proposed Budget
(512903) HSA Contributions	\$666,298	\$789,062	\$725,000	\$800,000
(512904) Employee Assistance Program	\$30,079	\$34,226	\$18,750	\$35,410
(512905) Base Life Insurance	\$224,190	\$195,980	\$101,400	\$202,800
(512907) Disability Insurance	\$231,910	\$191,697	\$97,650	\$195,300
(512908) Dental Insurance	\$452,360	\$445,639	\$252,900	\$505,800
(512909) Vision Insurance	\$71	\$0	\$0	\$0
(512920) Other Benefits	\$19,541	\$11,710	\$12,500	\$15,000
(553100) Group Insurance Contribution	\$9,532,482	\$9,657,014	\$5,061,806	\$9,515,748
(554100) Workers Comp Contribution	\$850,000	\$850,000	\$465,000	\$1,183,000
SALARIES AND BENEFITS TOTAL	\$84,843,085	\$91,107,633	\$50,444,970	\$99,916,877
Operating				
(521201) Professional Services	\$1,584,862	\$3,691,822	\$2,013,272	\$5,447,917
(521202) Legal	\$660,807	\$329,173	\$250,000	\$900,000
(521203) Animal Control	\$100,410	\$166,964	\$127,420	\$254,840
(521300) Technical Services	\$205,760	\$350,554	\$224,040	\$489,365
(521400) Contract Services	\$6,921,433	\$8,797,931	\$4,179,137	\$7,285,267
(522110) Disposal	\$1,743,736	\$1,721,618	\$1,012,597	\$1,967,000
(522130) Custodial	\$378,133	\$475,577	\$255,604	\$40,716
(522140) Maintenance - Grounds	\$611,714	\$524,850	\$180,360	\$438,141
(522205) Repairs And Maintenance	\$2,284,248	\$5,333,529	\$974,495	\$4,781,880
(522210) Vehicle Repair	\$245,045	\$208,083	\$175,235	\$250,668
(522310) Rental Of Land And Buildings	\$88,897	\$82,833	\$72,751	\$189,665
(522320) Rental Of Equipment And Vehicles	\$233,651	\$399,593	\$149,800	\$224,068
(523220) Postage	\$136,957	\$137,027	\$69,192	\$165,319
(523300) Advertising	\$74,593	\$90,088	\$81,065	\$58,220
(523400) Printing And Binding	\$69,425	\$69,982	\$47,102	\$91,134
(523500) Travel	\$230,510	\$226,240	\$185,978	\$158,920
(523600) Dues And Fees	\$195,947	\$227,381	\$146,054	\$166,581
(523700) Education And Training	\$222,032	\$332,316	\$246,091	\$146,771
(523701) Roswell U	\$61,651	\$4,874	\$2,550	\$5,091
(523800) Licenses	\$4,296	\$2,395	\$6,686	\$11,039
(523851) Contracted Temporary Labor	\$21,622	\$14,685	\$0	\$0
(523852) Instruction Fees	\$1,955,526	\$2,209,785	\$1,153,073	\$2,251,390
(523909) Other Purchased Services	\$536	\$0	\$0	\$0
(531105) Supplies	\$1,786,879	\$1,867,775	\$1,016,061	\$1,916,437
(531115) Recreation Supplies	\$856,193	\$868,713	\$601,249	\$956,755
(531130) Officials Expenses	\$3,000	\$3,125	\$1,500	\$3,000
(531131) Mayor's Expenses	\$1,416	\$81,768	\$4,000	\$7,000
(531140) Water Line/Meter Maint Supplies	\$402,107	\$311,947	\$183,316	\$439,055
(531240) Bottled Gas	\$8,580	\$10,006	\$8,425	\$11,915
(531310) Hospitality And Events	\$20,930	\$39,413	\$35,755	\$35,430
(531315) Food	\$14,464	\$14,485	\$12,740	\$6,200
(531400) Books And Periodicals	\$42,350	\$52,374	\$27,485	\$59,068
(531605) Machinery And Equipment-Operating	\$521,530	\$546,699	\$389,247	\$580,068
(531610) Furniture/Fixtures-Operating	\$129,185	\$117,837	\$71,850	\$17,470
(531625) Dumpster - Equipment Op	\$52,026	\$59,130	\$40,000	\$90,000
(531710) Vietnam Memorial Bricks	\$486	\$1,116	\$125	\$0
(531720) Uniforms	\$398,202	\$399,335	\$242,246	\$333,187
(522206) Repairs & Maintenance - Technology	\$16,912	\$707,730	\$410,290	\$467,294
(522220) Vehicle Fleet Rate	\$2,314,916	\$2,288,962	\$1,251,406	\$2,066,682
(523100) Property And Liability Insurance	\$1,195,423	\$1,321,453	\$684,138	\$1,515,470
(523210) Communication Services	\$1,535,191	\$1,738,708	\$886,184	\$1,752,573
(523810) Software Licenses, Fees, and Maintenance	\$1,915,948	\$2,087,968	\$2,040,764	\$3,874,016
(523901) Bank Fees / Charges	\$160,133	\$87,677	\$53,200	\$431,203
(523902) Sanitation Services	\$138,298	\$152,040	\$78,402	\$179,832
(523903) Service Fees-Leases	\$42,837	\$33,044	\$0	\$0
(531120) Vehicle Parts And Supplies	\$941,063	\$949,751	\$474,871	\$608,787
(531150) Computer Supplies	\$109	\$100	\$5,000	\$6,000
(531210) Water / Sewerage	\$410,374	\$493,376	\$286,200	\$636,558
(531215) Stormwater Fees	\$827,272	\$911,679	\$500,364	\$1,009,608
(531220) Natural Gas	\$180,682	\$159,546	\$86,058	\$172,670
(531230) Electricity	\$2,777,797	\$3,170,525	\$1,564,250	\$3,547,297
(531250) Oil	\$39,301	\$32,056	\$18,064	\$39,779
(531270) Gasoline/ Diesel	\$1,243,059	\$1,261,313	\$673,681	\$1,153,412
(531615) Computer Equipment-Operating	\$587,479	\$294,064	\$50,000	\$24,500

	FY 2023 Actual	FY 2024 Actual	FY 2024 6-Month Approved Budget	FY 2025 Proposed Budget
(531620) Communication Equipment-Operating	\$43,363	\$32,356	\$20,906	\$30,000
(539998) P-card Initial Allocation	\$986	\$120	\$0	\$0
(539999) Special Events Contra	\$14,200	\$14,200	\$0	\$0
OPERATING TOTAL	\$36,654,483	\$45,507,689	\$23,270,279	\$47,295,258
Transfers, Capital, Other				
(541100) Sites (land)	\$450,000	\$22,645,992	\$2,140,000	\$0
(541200) Site Improvements	\$2,404,255	\$4,097,991	\$578,000	\$1,484,000
(541210) Recreation Facilities	\$2,482,742	\$6,152,058	\$8,638,222	\$0
(541300) Buildings	\$2,087,795	\$881,000	\$2,200,000	\$0
(541415) Road Improvements/ Sidewalks	\$11,121,216	\$2,926,401	\$2,000,000	\$11,898,448
(541420) Water Lines	\$352,245	\$141,421	\$413,558	\$1,019,897
(542100) Machinery	\$1,973,520	\$521,591	\$38,200	\$390,580
(542200) Vehicles	\$2,596,044	\$6,008,903	\$260,000	\$3,228,679
(542300) Furniture And Fixtures	\$166,213	\$0	\$0	\$0
(542400) Computer Equipment	\$117,472	\$32,078	\$0	\$0
(542500) Communication Equipment	\$0	\$0	\$0	\$45,000
(543000) Consulting Contracts	\$271,341	\$35,901	\$0	\$0
(549999) Contra- Capital Expense Account	-\$3,415,983	-\$4,191,346	\$0	\$0
(561001) Building- Depreciation	\$755,653	\$748,421	\$0	\$0
(561002) Infrastructure- Depreciation	\$844,932	\$845,669	\$0	\$0
(561003) Site Improvement- Depreciation	\$26,449	\$26,498	\$0	\$0
(561004) Machinery & Equipment- Depreciation	\$166,776	\$904,655	\$0	\$0
(561005) Vehicles-depreciation	\$445,529	\$489,183	\$0	\$0
(562000) Amortization Expense	\$0	\$114,358	\$0	\$0
(551110) Indirect Costs	\$3,305,228	\$3,164,947	\$1,587,393	\$3,397,791
(551300) Information Technology Charges - Internal	\$0	\$6,822,462	\$3,822,724	\$7,831,762
(552400) Risk/Liability Contribution	\$1,410,000	\$1,550,000	\$950,000	\$2,205,000
(611350) Transfers Out - Cap Projects	\$10,333,971	\$9,394,768	\$5,256,425	\$2,830,428
(611351) Transfer Out - Fed Grant	\$39,177	\$153,000	\$960,250	\$0
(611353) Transfer Out - Solid Waste	\$378	\$0	\$0	\$0
(611354) Transfer Out - E911	\$480,795	\$842,184	\$800,000	\$900,000
(611355) Transfer Out - Participant Rec	\$808,586	\$141,516	\$0	\$746,229
(611356) Transfer Out - County Grant	\$2,756	\$0	\$0	\$0
(611357) Transfer Out - General Fund	\$1,324,876	\$1,444,039	\$470,624	\$1,061,864
(611360) Transfer Out - Group Insurance	\$25,000	\$25,000	\$12,500	\$25,000
(611361) Transfer Out - Fleet Capital	\$1,817,132	\$2,353,931	\$1,202,221	\$2,816,212
(611366) Operating Transfer Out-SpEvnts	\$200,300	\$150,300	\$400,000	\$380,300
(611367) Operating Transfer Out -StateG	\$45,000	\$0	\$0	\$0
(572000) Payments To Other Agencies	\$0	\$0	\$0	\$100
(572010) Payments To Local Nonprofits	\$243,222	\$115,472	\$0	\$0
(575000) Loss On Dispos Of Asset	\$330,887	\$0	\$0	\$0
(579001) Contingency Operating	\$0	\$0	\$1,788,428	\$144,000
(579025) Insurance Deductibles	\$285,839	\$291,128	\$125,000	\$350,000
(581100) Principal- Long Term Debt	\$3,496,677	\$4,524,032	\$3,972,459	\$4,670,281
(581200) Principal - Capital Lease	\$1,659,196	\$1,516,665	\$1,242,464	\$241,279
(582100) Interest - Long Term Debt	\$414,164	\$4,550,311	\$2,121,721	\$4,074,875
(582200) Interest - Capital Lease	\$128,930	\$279,608	\$0	\$71,254
(583000) Fiscal Agent Fees	\$476,556	\$0	\$0	\$0
(584000) Debt Issuance Costs	\$509,701	\$0	\$0	\$0
TRANSFERS, CAPITAL, OTHER TOTAL	\$50,184,569	\$79,700,136	\$40,980,189	\$49,812,979
TOTAL	\$171,682,138	\$216,315,458	\$114,695,438	\$197,025,114

General Fund

The General Fund is the City's primary operating fund and the largest source of day-to-day service delivery. It represents 53% of the FY 2025 Budget.

Summary of General Fund for FY 2025

General Fund Balance (estimated)	\$300,000
25% Reserve from FY 24 6 - Month	\$26,405,419
General Fund Revenue	\$103,027,244
General Fund Sources of Funding	\$129,732,663
Operating	\$101,122,013
25% Reserve	\$25,280,503
Capital and One -Time Expenses	\$3,328,428
General Fund Uses of Funding	\$129,730,944

General Fund Comparison of Current Year Revenues and Expenditures

Help Share

Updated On 15 Nov, 2024

← Back ↺ History ↻ Reset

Broken down by

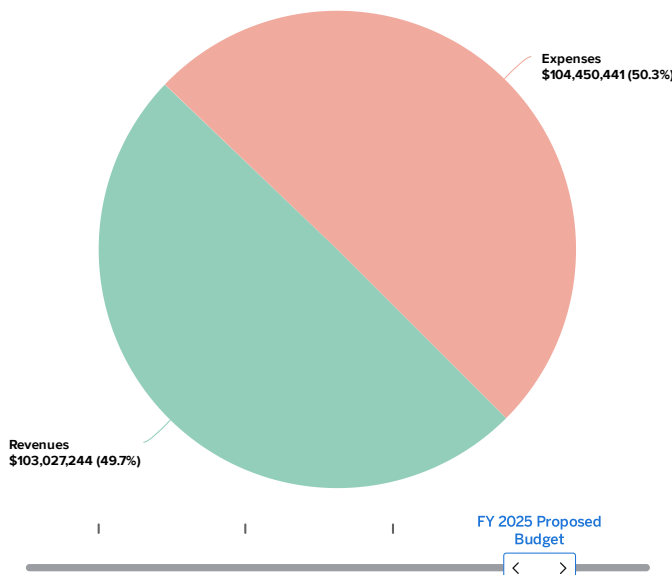
Types ▼ General Fund

Visualization

📊
📈
📉
📊
📈

Sort By Chart of Accounts ▼

- Revenues
- Expenses



Current Year Revenues - General Fund

Help ▾ Share ▾

Updated On 15 Nov, 2024

← Back ↻ History ↻ Reset

Broken down by

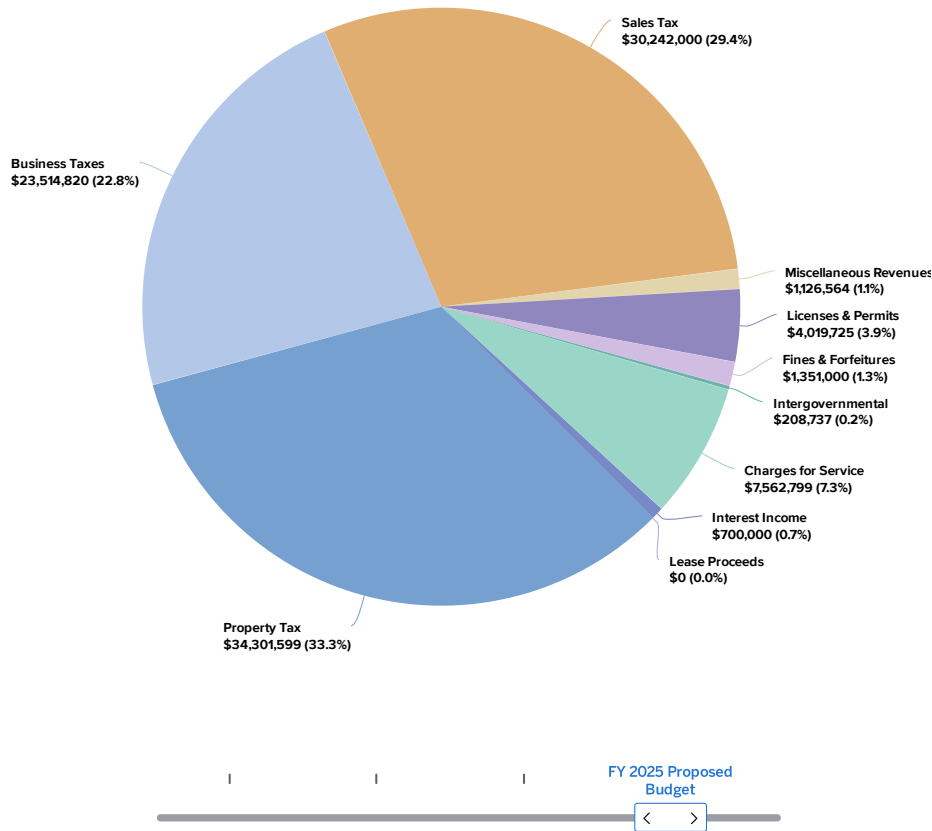
Revenues ▾ General Fund



Sort By Chart of Accounts ▾

- Property Tax
- Business Taxes
- Sales Tax
- Miscellaneous Revenues
- Licenses & Permits
- Fines & Forfeitures
- Intergovernmental
- Charges for Service
- Interest Income
- Lease Proceeds

Visualization



General Fund Current Year Revenues by Account

	FY 2023 Actual	FY 2024 Actual	FY 2024 6-Month Approved Budget	FY 2025 Proposed Budget
Property Tax				
(311100) Real Property - Current Year	\$25,398,696	\$24,152,148	\$26,299,312	\$28,392,983
(311110) Public Utility	\$251,718	\$262,394	\$0	\$262,394
(311200) Real Property - Prior	\$6,989	-\$357	\$0	\$0
(311300) Personal Property - Current	\$841,049	\$792,860	\$835,957	\$876,068
(311305) Personal Property - Prior	-\$182	-\$716	\$0	\$0
(311310) Motor Vehicle	\$102,243	\$65,203	\$84,527	\$75,154
(311315) Title Ad Valorem Tax (Vehicle)	\$3,893,753	\$4,158,685	\$2,000,000	\$3,700,000
(311340) Intangibles (Reg & Recrd)	\$618,812	\$559,291	\$280,000	\$600,000
(311600) Real Estate Trans (intang)	\$273,783	\$275,092	\$135,000	\$270,000
(319110) Property - Penalty & Interest - Real	\$149,430	\$189,010	\$60,000	\$125,000
PROPERTY TAX TOTAL	\$31,536,291	\$30,453,610	\$29,694,796	\$34,301,599
Business Taxes				

	FY 2023 Actual	FY 2024 Actual	FY 2024 6-Month Approved Budget	FY 2025 Proposed Budget
(311710) Electric Franchise Taxes	\$3,984,932	\$4,162,076	\$0	\$4,370,180
(311730) Gas Franchise Taxes	\$693,064	\$1,217,344	\$356,500	\$950,000
(311750) TV Cable Franchise Taxes	\$989,917	\$870,794	\$450,000	\$750,000
(311760) Telephone Franchise Taxes	\$88,574	\$46,933	\$45,000	\$70,000
(314200) Alcoholic Beverage Excise Tax	\$1,115,266	\$998,737	\$512,000	\$900,000
(314300) Local Option Mixed Drink Excise Tax	\$657,380	\$615,396	\$320,000	\$600,000
(316100) Business & Occupation Tax	-\$10	\$341	\$0	\$0
(316101) Business & Occupation Tax	\$6,911,057	\$6,904,408	\$100,000	\$6,900,000
(316102) Insurance Occupation Tax	\$100,390	\$109,575	\$100,000	\$105,000
(316200) Insurance Premium Tax	\$7,582,161	\$8,234,654	\$8,564,000	\$8,649,640
(316300) Financial Institution Tax	\$234,055	\$253,254	\$0	\$220,000
BUSINESS TAXES TOTAL	\$22,356,786	\$23,413,513	\$10,447,500	\$23,514,820
Sales Tax				
(313100) Local Option Sales Tax	\$32,168,468	\$31,693,540	\$15,771,000	\$30,242,000
SALES TAX TOTAL	\$32,168,468	\$31,693,540	\$15,771,000	\$30,242,000
Miscellaneous Revenues				
(371004) Gas South Affinity Program	\$9,082	\$11,214	\$3,600	\$7,200
(371005) Private Donations/contrib	\$42,000	\$1,500	\$0	\$0
(371006) Special Events Sponsorship	\$0	\$5,512	\$0	\$22,500
(381105) Rent Of Property	\$574,095	\$524,270	\$0	\$0
(383100) Reimbursement From Insura	\$133,390	\$129,794	\$0	\$0
(389120) Vendor Reimbursements	\$0	\$2,042	\$0	\$0
(389400) Miscellaneous	-\$73	\$1,390	\$0	\$0
(389600) Recording of Abatement	-\$58,710	\$8,315	\$0	\$0
(389999) Over And Short	-\$768	-\$651	\$0	\$0
(392100) Sale Of Assets	\$33,600	\$61,473	\$15,000	\$35,000
(392300) Sale Of Abandoned Property	\$79,887	\$22,247	\$0	\$0
(391201) Operating Transfer In	\$1,324,876	\$1,444,039	\$470,624	\$1,061,864
MISCELLANEOUS REVENUES TOTAL	\$2,137,378	\$2,211,145	\$489,224	\$1,126,564
Licenses & Permits				
(323121) Fire Inspection and Fees	\$0	\$0	\$0	\$709,825
(321110) Alcohol, Beer, Wine License	\$646,349	\$678,193	\$600,000	\$580,000
(321130) Liquor Pouring License	\$44,880	\$38,020	\$22,500	\$30,000
(321291) Massage Parlor Fees	\$100	\$1,600	\$0	\$400
(321292) Solicitor Fees	\$300	\$450	\$0	\$300
(321295) Precious Metal Dealer Fee	\$3,900	\$3,300	\$0	\$2,800
(322210) Zoning And Land Use	\$49,170	\$51,315	\$22,500	\$40,000
(322230) Sign Permits	\$13,310	\$11,270	\$5,000	\$10,000
(322240) Small Cell Technology Permit	\$2,252	\$6,802	\$0	\$2,000
(322905) Photo and Film Fees	\$45,464	\$20,367	\$12,000	\$30,000
(322991) Special Events Fee	\$5,727	\$3,200	\$0	\$1,500
(322994) Personal transp veh fee	\$870	\$720	\$0	\$400
(322995) Fireworks Permits	\$500	\$0	\$0	\$0
(322997) Special Events-Grounds Fees	\$0	\$1,500	\$0	\$0
(323120) Building & Inspection Fees	\$1,702,458	\$2,301,861	\$900,000	\$2,412,500
(323902) Grading Permits	\$279,639	\$141,689	\$100,000	\$200,000
LICENSES & PERMITS TOTAL	\$2,794,919	\$3,260,287	\$1,662,000	\$4,019,725
Fines & Forfeitures				
(351921) Opioid Settlement Payments	\$444	\$0	\$0	\$0
(351171) Municipal Court Fines	\$1,087,017	\$1,150,181	\$500,000	\$1,000,000
(351172) Municipal Court Probation	\$10,442	\$10,941	\$6,000	\$10,000
(351173) Jail Fees	\$10	\$0	\$0	\$0
(351174) Munis Admin Fee	\$32,136	\$34,256	\$16,000	\$33,000
(351175) Court Related - Other	\$5,301	\$6,442	\$3,000	\$5,500
(351176) Diversion Fee	\$2,655	\$2,270	\$1,250	\$2,500
(351940) School Zone Speeding Fines	\$462,457	\$355,673	\$0	\$300,000
FINES & FORFEITURES TOTAL	\$1,600,464	\$1,559,763	\$526,250	\$1,351,000
Intergovernmental				
(334111) Homeowners Tax Relief Grant	\$0	\$1,450,769	\$0	\$0
(336010) Alpharetta Fire Payments	\$214,145	\$171,557	\$95,000	\$148,737
(336011) Intergovernmental	\$2,853	\$76,466	\$35,000	\$60,000
INTERGOVERNMENTAL TOTAL	\$216,998	\$1,698,792	\$130,000	\$208,737
Charges for Service				
(341390) Other Comm Dev Fees & Charges	\$0	\$40,000	\$0	\$0
(341200) Recording Fees	\$66	\$121	\$0	\$0

	FY 2023 Actual	FY 2024 Actual	FY 2024 6-Month Approved Budget	FY 2025 Proposed Budget
(341426) 3% Admin Impact Fees	\$17,308	\$21,038	\$8,500	\$16,000
(341905) Other/Misc. Fees	\$140,011	\$81,753	\$30,000	\$60,000
(341910) Election Qualify Fees	\$2,160	\$5,940	\$0	\$5,000
(341915) Charging Station Fees	\$4,323	\$4,197	\$2,000	\$3,500
(342120) Accident Reports	\$38,055	\$31,824	\$19,500	\$28,000
(342130) False Alarm Fees	\$178,510	\$142,740	\$25,000	\$130,000
(342140) Expungement Fees	\$300	\$7,787	\$0	\$0
(342210) Fire Alarm Fees	-\$8,500	\$0	\$0	\$0
(342310) Fingerprinting Fees	\$14,600	\$15,140	\$7,500	\$13,700
(342920) Mountain Park	\$69,187	\$85,082	\$41,100	\$88,008
(343101) Sidewalk Assessments	\$360,000	\$0	\$0	\$0
(343210) Lake Charles - Spec Assess	\$0	\$17,000	\$17,000	\$17,000
(345410) Parking Charges	\$50,165	\$43,962	\$25,500	\$2,200,000
(345610) Telecommunication Charges	\$223,126	\$105,619	\$114,500	\$250,000
(346400) Background Check Fees	\$18,065	\$16,845	\$7,500	\$16,000
(347201) Auditorium Rental Fees	\$67,418	\$709,464	\$475,380	\$779,800
(347202) Other Rental Fees	\$3,897	\$514,405	\$250,000	\$558,000
(347901) Gift Shop/Merchandise	\$0	\$0	\$1,500	\$0
(349300) Bad Check Fees	\$90	\$60	\$0	\$0
(341702) Indirect Cost E911	\$281,026	\$155,273	\$100,463	\$237,432
(341703) Indirect Cost Water Fund	\$462,788	\$406,704	\$207,082	\$485,378
(341704) Indirect Cost Solid Waste	\$1,251,587	\$1,226,292	\$594,843	\$1,287,733
(341705) Indirect Cost Rec Participation Fund	\$458,586	\$523,351	\$246,909	\$646,400
(341706) Indirect Cost Stormwater	\$705,810	\$701,263	\$367,287	\$549,578
(341707) Indirect Cost Garage	\$145,431	\$152,064	\$70,809	\$191,270
CHARGES FOR SERVICE TOTAL	\$4,484,009	\$5,007,924	\$2,612,373	\$7,562,799
Interest Income				
(361000) Interest Revenues	\$1,317,844	\$1,343,446	\$476,000	\$700,000
(361010) Unrealized Invest Gains	-\$399,346	\$92,817	\$0	\$0
INTEREST INCOME TOTAL	\$918,499	\$1,436,263	\$476,000	\$700,000
Lease Proceeds				
(393500) Capital Lease Program	\$27,991	\$143,566	\$0	\$0
LEASE PROCEEDS TOTAL	\$27,991	\$143,566	\$0	\$0
TOTAL	\$98,241,802	\$100,878,403	\$61,809,143	\$103,027,244

Use of Funds in General Fund

Help ▾ Share ▾

Updated On 15 Nov, 2024

← Back ↺ History ↻ Reset

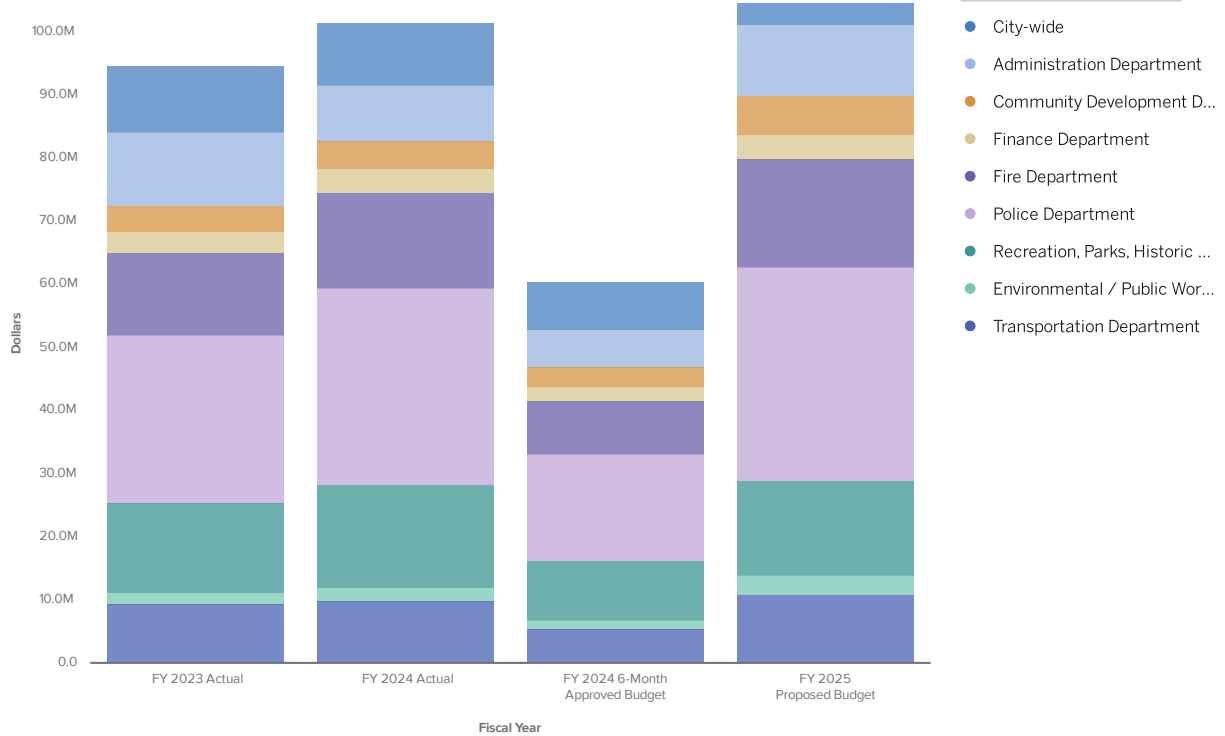
Broken down by

Departments ▼ General Fund ▼ Expenses



Sort By Chart of Accounts ▾

Visualization



General Fund Expenditures by Account

	FY 2023 Actual	FY 2024 Actual	FY 2024 6-Month Approved Budget	FY 2025 Proposed Budget
Salaries and Benefits				
(511100) Regular Employees	\$34,742,366	\$37,166,717	\$20,907,303	\$40,633,210
(511101) Budgeted Salary Savings	\$0	\$0	-\$287,055	-\$868,284
(511102) Budgeted Salary Contingency	\$0	\$0	\$680,034	\$3,434,272
(511110) Elected Officials	\$166,750	\$201,732	\$98,000	\$196,000
(511400) Other Compensation	\$500	\$0	\$0	\$0
(511105) Part Time Employees	\$851,855	\$692,507	\$396,948	\$499,792
(511115) Firefighter's Fees	\$5,201,105	\$4,226,683	\$2,071,384	\$2,707,503
(511200) Temporary Employees	\$4,933	\$285,717	\$264,498	\$314,415
(511250) Seasonal Employees	\$0	\$3,443	\$3,000	\$0
(511300) Overtime	\$529,314	\$650,199	\$322,405	\$387,861
(512500) Tuition Reimbursements	\$45,206	\$78,122	\$17,500	\$49,875
(512200) Social Security (FICA)	\$2,490,431	\$2,601,922	\$1,515,508	\$2,932,075
(512300) Medicare	\$584,598	\$609,661	\$354,456	\$685,751
(512400) Defined Benefit Retirement	\$4,467,755	\$4,164,135	\$1,978,796	\$3,961,305
(512401) Deferred Compensation	\$218,827	\$232,899	\$120,135	\$225,684
(512402) Defined Contribution Retirement	\$2,529,508	\$3,455,482	\$2,099,597	\$4,422,499
(512904) Employee Assistance Program	\$15,600	\$0	\$0	\$0
(512920) Other Benefits	\$19,541	\$11,710	\$12,500	\$15,000
(553100) Group Insurance Contribution	\$7,350,011	\$7,442,151	\$3,952,908	\$7,096,093

	FY 2023 Actual	FY 2024 Actual	FY 2024 6-Month Approved Budget	FY 2025 Proposed Budget
(554100) Workers Comp Contribution	\$573,939	\$573,939	\$327,415	\$832,978
SALARIES AND BENEFITS TOTAL	\$59,792,238	\$62,397,018	\$34,835,332	\$67,526,029
Operating				
(521201) Professional Services	\$913,321	\$1,738,974	\$1,466,636	\$3,353,800
(521202) Legal	\$660,807	\$329,173	\$250,000	\$900,000
(521203) Animal Control	\$100,410	\$166,964	\$127,420	\$254,840
(521300) Technical Services	\$169,952	\$259,819	\$147,294	\$347,990
(521400) Contract Services	\$1,217,992	\$2,029,108	\$1,488,749	\$1,382,803
(522110) Disposal	\$37,746	\$34,727	\$28,250	\$82,000
(522130) Custodial	\$349,758	\$446,774	\$231,691	\$17,550
(522140) Maintenance - Grounds	\$315,849	\$267,362	\$142,885	\$259,160
(522205) Repairs And Maintenance	\$1,393,514	\$1,448,866	\$816,356	\$1,369,277
(522210) Vehicle Repair	\$12,649	\$5,004	\$9,900	\$0
(522310) Rental Of Land And Buildings	\$72,781	\$45,717	\$53,300	\$152,000
(522320) Rental Of Equipment And Vehicles	\$92,133	\$34,746	\$24,717	\$36,600
(523220) Postage	\$135,512	\$135,993	\$65,979	\$163,744
(523300) Advertising	\$47,756	\$81,259	\$63,820	\$40,740
(523400) Printing And Binding	\$55,221	\$66,065	\$39,102	\$72,634
(523500) Travel	\$187,092	\$182,413	\$150,069	\$86,670
(523600) Dues And Fees	\$116,904	\$89,447	\$67,669	\$17,438
(523700) Education And Training	\$163,137	\$257,733	\$184,728	\$51,552
(523800) Licenses	\$1,484	\$938	\$4,421	\$7,336
(523851) Contracted Temporary Labor	\$0	\$14,685	\$0	\$0
(523852) Instruction Fees	\$3,200	\$62,910	\$26,500	\$26,000
(523909) Other Purchased Services	\$536	\$0	\$0	\$0
(531105) Supplies	\$1,442,387	\$1,419,860	\$807,107	\$1,391,661
(531115) Recreation Supplies	\$101,002	\$78,076	\$55,020	\$58,470
(531130) Officials Expenses	\$3,000	\$3,125	\$1,500	\$3,000
(531131) Mayor's Expenses	\$1,416	\$81,768	\$4,000	\$7,000
(531240) Bottled Gas	\$6,131	\$7,381	\$6,175	\$7,915
(531310) Hospitality And Events	\$19,849	\$37,393	\$31,343	\$20,985
(531315) Food	\$14,092	\$13,505	\$11,890	\$4,500
(531400) Books And Periodicals	\$40,991	\$51,969	\$26,197	\$56,218
(531605) Machinery And Equipment-Operating	\$261,259	\$230,183	\$159,917	\$319,868
(531610) Furniture/Fixtures-Operating	\$116,476	\$104,864	\$66,600	\$15,470
(531710) Vietnam Memorial Bricks	\$486	\$1,116	\$125	\$0
(531720) Uniforms	\$340,493	\$335,554	\$208,533	\$253,987
(522206) Repairs & Maintenance - Technology	\$16,912	\$0	\$0	\$0
(522220) Vehicle Fleet Rate	\$1,559,916	\$1,533,962	\$838,279	\$1,533,048
(523100) Property And Liability Insurance	\$11,000	\$5,242	\$5,116	\$15,470
(523210) Communication Services	\$1,392,227	\$857,393	\$439,768	\$963,326
(523810) Software Licenses, Fees, and Maintenance	\$1,660,017	\$1,372	\$0	\$0
(523901) Bank Fees / Charges	\$21,080	\$16,185	\$12,000	\$359,303
(523902) Sanitation Services	\$133,572	\$147,397	\$76,022	\$178,762
(531150) Computer Supplies	\$109	\$0	\$0	\$0
(531210) Water / Sewerage	\$330,860	\$444,999	\$220,750	\$521,254
(531215) Stormwater Fees	\$827,144	\$911,571	\$500,250	\$1,009,608
(531220) Natural Gas	\$166,178	\$144,549	\$79,149	\$172,670
(531230) Electricity	\$2,595,632	\$2,992,538	\$1,471,800	\$3,422,645
(531250) Oil	\$28,323	\$23,269	\$12,183	\$29,648
(531270) Gasoline/ Diesel	\$894,498	\$938,330	\$493,559	\$840,163
(531615) Computer Equipment-Operating	\$495,156	\$650	\$0	\$0
(531620) Communication Equipment-Operating	\$9,826	\$23,348	\$18,406	\$24,000
(539998) P-card Initial Allocation	\$4	\$0	\$0	\$0
(539999) Special Events Contra	\$14,200	\$14,200	\$0	\$0
OPERATING TOTAL	\$18,551,988	\$18,118,475	\$10,935,175	\$19,831,105
Transfers, Capital, Other				
(541100) Sites (land)	\$0	\$143,566	\$0	\$0
(542100) Machinery	\$53,380	\$43,602	\$0	\$0
(551300) Information Technology Charges - Internal	\$0	\$5,424,305	\$2,981,044	\$6,391,528
(552400) Risk/Liability Contribution	\$1,213,950	\$1,335,098	\$710,404	\$1,648,888
(611350) Transfers Out - Cap Projects	\$9,726,971	\$9,276,768	\$5,256,425	\$2,830,428
(611351) Transfer Out - Fed Grant	\$39,177	\$53,000	\$960,250	\$0
(611353) Transfer Out - Solid Waste	\$378	\$0	\$0	\$0
(611354) Transfer Out - E911	\$480,795	\$842,184	\$800,000	\$900,000

	FY 2023 Actual	FY 2024 Actual	FY 2024 6-Month Approved Budget	FY 2025 Proposed Budget
(611355) Transfer Out - Participant Rec	\$808,586	\$141,516	\$0	\$746,229
(611360) Transfer Out - Group Insurance	\$25,000	\$25,000	\$12,500	\$25,000
(611361) Transfer Out - Fleet Capital	\$1,696,616	\$2,200,876	\$1,130,581	\$2,643,524
(611366) Operating Transfer Out-SpEvnts	\$200,300	\$150,300	\$400,000	\$380,300
(579001) Contingency Operating	\$0	\$0	\$1,423,115	\$144,000
(581100) Principal- Long Term Debt	\$1,866,677	\$1,169,535	\$816,438	\$1,200,528
(581200) Principal - Capital Lease	\$99,620	\$6,753	\$0	\$0
(582100) Interest - Long Term Debt	\$196,798	\$208,619	\$134,613	\$182,882
(582200) Interest - Capital Lease	\$19,220	\$521	\$0	\$0
TRANSFERS, CAPITAL, OTHER TOTAL	\$16,427,468	\$21,021,643	\$14,625,370	\$17,093,307
TOTAL	\$94,771,694	\$101,537,136	\$60,395,877	\$104,450,441

General Fund Expenditures by Type

Help Share

Updated On 15 Nov, 2024

← Back
↻ History
↻ Reset

Broken down by

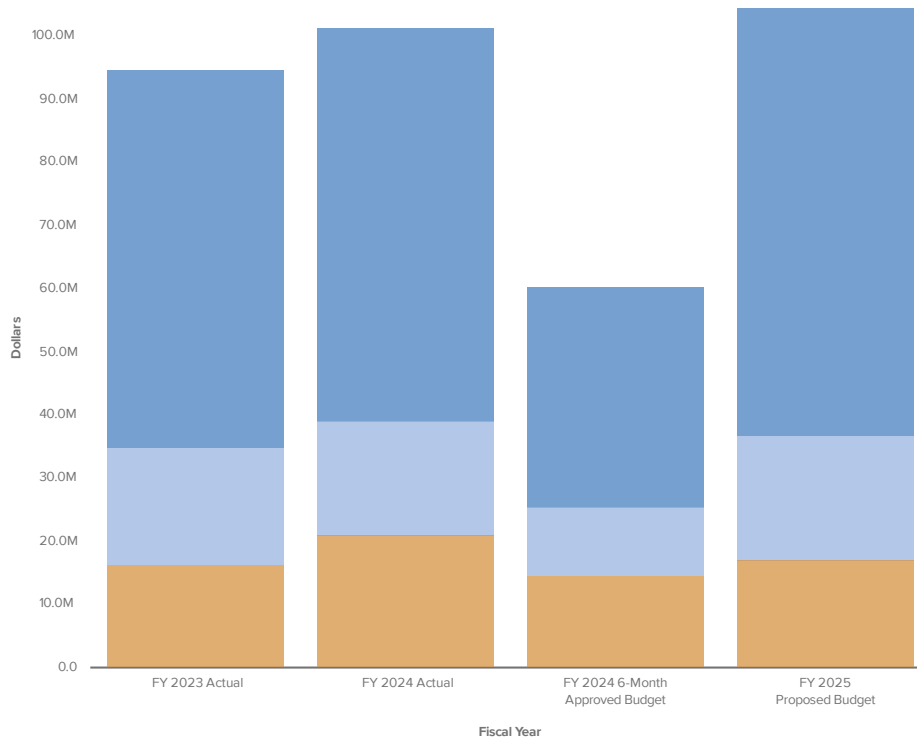
Expenses General Fund



Sort By Chart of Accounts ▼

- Salaries and Benefits
- Operating
- Transfers, Capital, Other

Visualization



General Fund Expenditures by Department

Help ▾ Share ▾

Updated On 15 Nov, 2024

← Back History ▾ Reset

Broken down by

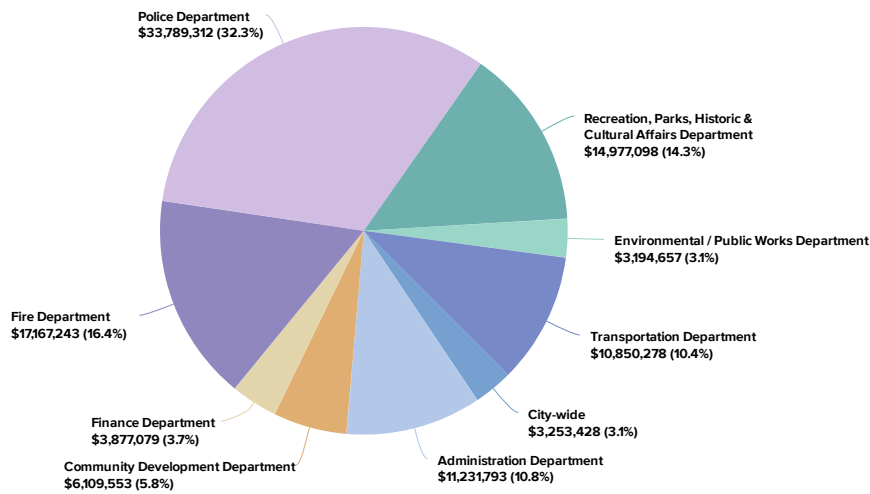
Departments ▾ General Fund ▾ Expenses

Visualization



Sort By Chart of Accounts ▾

- City-wide
- Administration Department
- Community Development D...
- Finance Department
- Fire Department
- Police Department
- Recreation, Parks, Historic ...
- Environmental / Public Wor...
- Transportation Department



Administration and Citywide

Providing result-oriented communication, service, and innovation to our customers.

Administration and Citywide is made of many different offices and divisions. Each is unique, but all are working together to provide service to our internal and external customers.

Administration and Citywide Expenditures by Fund

Category	2025
General Fund	\$14,485,221.00
Group Health Insurance Fund	\$11,521,058.00
Information Technology Fund	\$7,881,067.00
Risk Management Fund	\$2,222,888.00
Hotel/Motel Fund	\$1,401,539.00
Other	\$2,719,691.00

Here is a summary of the Administration Department in table form, illustrating direct costs and indirect costs. Click on the table to explore in greater detail.

Administration and Citywide Expenditures by Category

Category	2025
Salaries and Benefits	\$21,291,438.00
Operating	\$12,841,955.00
Transfers, Capital, Other	\$6,098,071.00

This table shows the three main categories of expenditures within the Administration Department across all funds. Click on the table to explore in greater detail.

Administration and Citywide General Fund Expenditures by Type

Help Share

Updated On 15 Nov, 2024

← Back ↻ History ↺ Reset

Broken down by

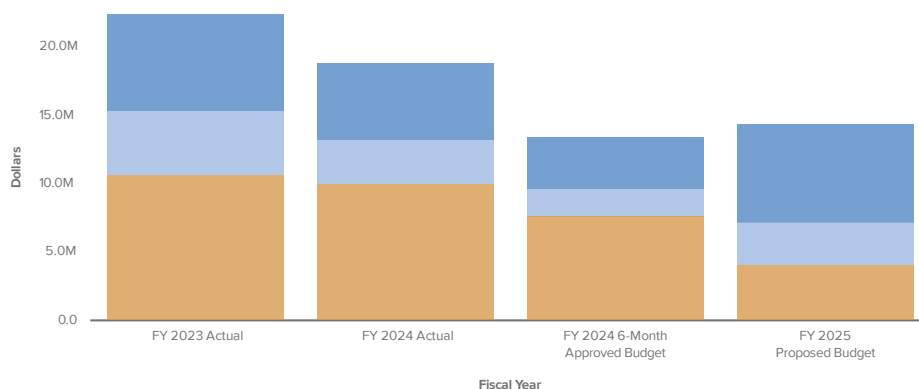
Expenses General Fund Departments



Sort By Chart of Accounts

- Salaries and Benefits
- Operating
- Transfers, Capital, Other

Visualization



Administration and Citywide General Fund Expenditures by Account

	FY 2023 Actual	FY 2024 Actual	FY 2024 6-Month Approved Budget	FY 2025 Proposed Budget
Salaries and Benefits				
(511100) Regular Employees	\$4,339,192	\$3,500,490	\$2,383,263	\$4,564,512
(511101) Budgeted Salary Savings	\$0	\$0	-\$58,714	-\$86,237
(511102) Budgeted Salary Contingency	\$0	\$0	\$138,812	\$292,760
(511110) Elected Officials	\$166,750	\$201,732	\$98,000	\$196,000
(511400) Other Compensation	\$500	\$0	\$0	\$0
(511105) Part Time Employees	\$297,232	\$124,449	\$98,493	\$243,936
(511200) Temporary Employees	\$0	-\$145	\$0	\$0
(511300) Overtime	\$921	\$0	\$0	\$0
(512500) Tuition Reimbursements	\$45,206	\$78,122	\$17,500	\$49,875
(512200) Social Security (FICA)	\$282,355	\$226,135	\$164,134	\$321,894
(512300) Medicare	\$67,789	\$53,825	\$38,392	\$75,287
(512400) Defined Benefit Retirement	\$530,778	\$364,438	\$145,598	\$265,093
(512401) Deferred Compensation	\$32,351	\$26,058	\$13,560	\$26,445
(512402) Defined Contribution Retirement	\$333,272	\$388,256	\$283,469	\$509,536
(512920) Other Benefits	\$19,541	\$11,710	\$12,500	\$15,000
(553100) Group Insurance Contribution	\$875,101	\$637,070	\$448,662	\$760,565
(554100) Workers Comp Contribution	\$28,186	\$28,186	\$5,125	\$13,037
SALARIES AND BENEFITS TOTAL	\$7,019,175	\$5,640,326	\$3,788,794	\$7,247,703
Operating				
(521201) Professional Services	\$599,493	\$1,034,580	\$512,036	\$1,334,000
(521202) Legal	\$660,807	\$329,173	\$250,000	\$900,000
(521300) Technical Services	\$58,369	\$96,160	\$55,694	\$102,920
(521400) Contract Services	\$995,304	\$1,194,954	\$872,800	\$360
(522140) Maintenance - Grounds	\$0	\$0	\$0	\$4,000
(522205) Repairs And Maintenance	\$117,987	\$618	\$600	\$29,840
(522310) Rental Of Land And Buildings	\$61,581	\$21,450	\$25,200	\$147,000
(522320) Rental Of Equipment And Vehicles	\$37,681	\$7,310	\$0	\$0
(523220) Postage	\$4,237	\$5,930	\$2,875	\$5,950
(523300) Advertising	\$12,869	\$32,970	\$16,950	\$9,000
(523400) Printing And Binding	\$14,540	\$19,345	\$19,028	\$37,600
(523500) Travel	\$73,817	\$44,280	\$29,457	\$70,500
(523600) Dues And Fees	\$53,198	\$41,238	\$29,911	\$4,506
(523700) Education And Training	\$33,535	\$95,575	\$35,986	\$7,412
(523800) Licenses	\$0	\$0	\$0	\$200
(523851) Contracted Temporary Labor	\$0	\$9,341	\$0	\$0
(523909) Other Purchased Services	\$536	\$0	\$0	\$0
(531105) Supplies	\$67,348	\$61,795	\$22,995	\$33,731
(531130) Officials Expenses	\$3,000	\$3,125	\$1,500	\$3,000
(531131) Mayor's Expenses	\$1,416	\$81,768	\$4,000	\$7,000
(531310) Hospitality And Events	\$7,606	\$11,706	\$21,250	\$20,285
(531315) Food	\$2,412	\$3,121	\$1,500	\$4,500
(531400) Books And Periodicals	\$36,904	\$45,635	\$21,412	\$45,160
(531605) Machinery And Equipment-Operating	\$5,178	\$4,509	\$7,500	\$0
(531610) Furniture/Fixtures-Operating	\$10,378	\$25,916	\$9,500	\$10,000
(531720) Uniforms	\$331	\$0	\$0	\$500
(522206) Repairs & Maintenance - Technology	\$16,912	\$0	\$0	\$0
(522220) Vehicle Fleet Rate	\$5,200	\$5,200	\$2,283	\$0
(523100) Property And Liability Insurance	\$0	\$0	\$0	\$12,000
(523210) Communication Services	\$513,547	\$4,370	\$480	\$0
(523810) Software Licenses, Fees, and Maintenance	\$1,160,541	\$289	\$0	\$0
(523901) Bank Fees / Charges	\$4,326	\$2,689	\$2,000	\$344,903
(531150) Computer Supplies	\$109	\$0	\$0	\$0
(531210) Water / Sewerage	\$0	\$1,779	\$0	\$572
(531215) Stormwater Fees	\$0	\$232	\$0	\$540
(531230) Electricity	\$0	\$861	\$0	\$2,457
(531250) Oil	\$149	\$159	\$77	\$185
(531270) Gasoline/ Diesel	\$4,838	\$1,478	\$1,176	\$1,346

	FY 2023 Actual	FY 2024 Actual	FY 2024 6-Month Approved Budget	FY 2025 Proposed Budget
(531615) Computer Equipment-Operating	\$58,588	\$162	\$0	\$0
(531620) Communication Equipment-Operating	\$7,566	\$0	\$0	\$0
(539999) Special Events Contra	\$14,200	\$14,200	\$0	\$0
OPERATING TOTAL	\$4,644,503	\$3,201,919	\$1,946,210	\$3,139,467
Transfers, Capital, Other				
(541100) Sites (land)	\$0	\$143,566	\$0	\$0
(551300) Information Technology Charges - Internal	\$0	\$570,273	\$409,507	\$580,408
(552400) Risk/Liability Contribution	\$119,813	\$131,709	\$62,156	\$144,268
(611350) Transfers Out - Cap Projects	\$9,726,971	\$9,101,768	\$5,256,425	\$2,830,428
(611351) Transfer Out - Fed Grant	\$39,177	\$35,000	\$942,250	\$0
(611361) Transfer Out - Fleet Capital	\$61,088	\$17,995	\$7,736	\$18,647
(611366) Operating Transfer Out-SpEvnts	\$0	\$0	\$0	\$380,300
(579001) Contingency Operating	\$0	\$0	\$1,023,115	\$144,000
(581100) Principal- Long Term Debt	\$667,778	\$23,228	\$0	\$0
(581200) Principal - Capital Lease	\$30,624	\$0	\$0	\$0
(582100) Interest - Long Term Debt	\$33,673	\$1,972	\$0	\$0
(582200) Interest - Capital Lease	\$17,062	\$0	\$0	\$0
TRANSFERS, CAPITAL, OTHER TOTAL	\$10,696,185	\$10,025,511	\$7,701,189	\$4,098,051
TOTAL	\$22,359,864	\$18,867,755	\$13,436,193	\$14,485,221

More Information on Administration and Citywide General Fund

Listed below are some of the offices and divisions of Administration and Citywide within General Fund in account detail.

Human Resources Expenditures by Account

	FY 2023 Actual	FY 2024 Actual	FY 2024 6-Month Approved Budget	FY 2025 Proposed Budget
Salaries and Benefits				
(511100) Regular Employees	\$431,159	\$573,332	\$287,389	\$553,614
(511101) Budgeted Salary Savings	\$0	\$0	-\$4,031	-\$10,593
(511102) Budgeted Salary Contingency	\$0	\$0	\$24,878	\$36,437
(511400) Other Compensation	\$500	\$0	\$0	\$0
(511105) Part Time Employees	\$28,872	\$25,191	\$14,099	\$27,000
(512500) Tuition Reimbursements	\$45,206	\$78,122	\$17,500	\$49,875
(512200) Social Security (FICA)	\$27,860	\$36,231	\$19,985	\$37,601
(512300) Medicare	\$6,516	\$8,440	\$4,674	\$8,794
(512400) Defined Benefit Retirement	\$27,731	\$29,321	\$29,838	\$0
(512401) Deferred Compensation	\$3,616	\$4,561	\$1,883	\$2,759
(512402) Defined Contribution Retirement	\$43,090	\$69,932	\$34,381	\$78,047
(512920) Other Benefits	\$19,541	\$11,710	\$12,500	\$15,000
(553100) Group Insurance Contribution	\$68,285	\$97,943	\$46,812	\$85,865
SALARIES AND BENEFITS TOTAL	\$702,377	\$934,783	\$489,908	\$884,399
Operating				
(521201) Professional Services	\$4,535	\$8,559	\$50,050	\$0
(521300) Technical Services	\$57,976	\$96,160	\$48,194	\$97,920
(522205) Repairs And Maintenance	\$0	\$393	\$0	\$0
(522320) Rental Of Equipment And Vehicles	\$1,574	\$0	\$0	\$0
(523220) Postage	-\$111	\$573	\$500	\$300
(523300) Advertising	\$3,039	\$16,872	\$0	\$0
(523500) Travel	\$1,751	\$2,256	\$0	\$0
(523600) Dues And Fees	\$3,099	\$1,895	\$1,432	\$0
(523700) Education And Training	\$2,571	\$5,900	\$6,503	\$2,500
(531105) Supplies	\$8,045	\$19,226	\$3,395	\$1,159
(531310) Hospitality And Events	\$82	\$3,482	\$14,250	\$12,885
(531610) Furniture/Fixtures-Operating	\$861	\$2,258	\$0	\$0
(523810) Software Licenses, Fees, and Maintenance	\$195	\$0	\$0	\$0
(531615) Computer Equipment-Operating	\$7,597	\$0	\$0	\$0
OPERATING TOTAL	\$91,212	\$157,573	\$124,324	\$114,764
Transfers, Capital, Other				
(551300) Information Technology Charges - Internal	\$0	\$43,530	\$24,561	\$76,683
(581200) Principal - Capital Lease	\$2,283	\$0	\$0	\$0
(582200) Interest - Capital Lease	\$71	\$0	\$0	\$0
TRANSFERS, CAPITAL, OTHER TOTAL	\$2,354	\$43,530	\$24,561	\$76,683
TOTAL	\$795,943	\$1,135,886	\$638,793	\$1,075,846

Parking Leases and Maintenance Revenues by Account

	FY 2023 Actual	FY 2024 Actual	FY 2024 6-Month Approved Budget	FY 2025 Proposed Budget
(345410) Parking Charges	\$50,165	\$43,962	\$25,500	\$2,200,000
TOTAL	\$50,165	\$43,962	\$25,500	\$2,200,000

Parking Leases and Maintenance Expenditures by Account

	FY 2023 Actual	FY 2024 Actual	FY 2024 6-Month Approved Budget	FY 2025 Proposed Budget
Salaries and Benefits				
(511100) Regular Employees	\$0	\$0	\$0	\$86,944
(511101) Budgeted Salary Savings	\$0	\$0	\$0	-\$1,130
(511105) Part Time Employees	\$0	\$0	\$0	\$121,728
(512200) Social Security (FICA)	\$0	\$0	\$0	\$12,868
(512300) Medicare	\$0	\$0	\$0	\$3,010
(512402) Defined Contribution Retirement	\$0	\$0	\$0	\$11,303
(553100) Group Insurance Contribution	\$0	\$0	\$0	\$14,200
SALARIES AND BENEFITS TOTAL	\$0	\$0	\$0	\$248,923
Operating				
(521400) Contract Services	\$2,480	\$3,380	\$2,400	\$0
(522140) Maintenance - Grounds	\$0	\$0	\$0	\$4,000
(522205) Repairs And Maintenance	\$0	\$225	\$600	\$29,840
(522310) Rental Of Land And Buildings	\$42,900	\$21,450	\$25,200	\$147,000
(531105) Supplies	\$0	\$815	\$350	\$8,150
(531610) Furniture/Fixtures-Operating	\$0	\$0	\$0	\$5,000
(531720) Uniforms	\$0	\$0	\$0	\$500
(523100) Property And Liability Insurance	\$0	\$0	\$0	\$12,000
(523210) Communication Services	\$1,635	\$2,160	\$480	\$0
(523901) Bank Fees / Charges	\$4,326	\$2,689	\$2,000	\$344,903
(531210) Water / Sewerage	\$0	\$1,779	\$0	\$572
(531215) Stormwater Fees	\$0	\$232	\$0	\$540
(531230) Electricity	\$0	\$861	\$0	\$2,457
OPERATING TOTAL	\$51,341	\$33,591	\$31,030	\$554,962
Transfers, Capital, Other				
(541100) Sites (land)	\$0	\$143,566	\$0	\$0
(551300) Information Technology Charges - Internal	\$0	\$0	\$0	\$3,500
(581100) Principal- Long Term Debt	\$4,499	\$23,228	\$0	\$0
(582100) Interest - Long Term Debt	\$1	\$1,972	\$0	\$0
TRANSFERS, CAPITAL, OTHER TOTAL	\$4,500	\$168,766	\$0	\$3,500
TOTAL	\$55,841	\$202,357	\$31,030	\$807,385

Legal Expenditures by Account

	FY 2023 Actual	FY 2024 Actual	FY 2024 6-Month Approved Budget	FY 2025 Proposed Budget
Salaries and Benefits				
(511100) Regular Employees	\$842,825	\$729,875	\$427,757	\$955,377
(511101) Budgeted Salary Savings	\$0	\$0	-\$10,366	-\$18,220
(511102) Budgeted Salary Contingency	\$0	\$0	\$25,288	\$62,677
(511110) Elected Officials	\$26,250	\$44,900	\$24,000	\$48,000
(511105) Part Time Employees	\$34,191	\$16,408	\$35,746	\$63,500
(512200) Social Security (FICA)	\$52,499	\$46,441	\$31,151	\$68,904
(512300) Medicare	\$12,604	\$11,067	\$7,286	\$16,115
(512400) Defined Benefit Retirement	\$157,699	\$168,317	\$65,458	\$151,004
(512401) Deferred Compensation	\$5,431	\$4,314	\$2,087	\$6,499
(512402) Defined Contribution Retirement	\$43,573	\$49,435	\$30,958	\$79,766
(553100) Group Insurance Contribution	\$156,486	\$159,229	\$84,600	\$158,520
SALARIES AND BENEFITS TOTAL	\$1,331,558	\$1,229,985	\$723,965	\$1,592,142
Operating				
(521201) Professional Services	\$204,016	\$238,906	\$211,986	\$415,000
(521202) Legal	\$660,807	\$329,173	\$250,000	\$900,000
(521400) Contract Services	\$418,092	\$69,938	\$150	\$360
(522205) Repairs And Maintenance	\$250	\$0	\$0	\$0
(522320) Rental Of Equipment And Vehicles	\$1,099	\$0	\$0	\$0
(523220) Postage	\$3,581	\$4,907	\$1,825	\$5,150
(523300) Advertising	\$9,411	\$853	\$2,500	\$9,000
(523500) Travel	\$3,023	\$4,620	\$2,147	\$1,500
(523600) Dues And Fees	\$5,436	\$3,018	\$2,129	\$4,003
(523700) Education And Training	\$2,359	\$3,151	\$1,875	\$2,050
(531105) Supplies	\$5,846	\$7,640	\$4,000	\$6,000
(531400) Books And Periodicals	\$36,712	\$45,373	\$21,037	\$44,978
(531610) Furniture/Fixtures-Operating	\$0	\$200	\$0	\$0
(531270) Gasoline/ Diesel	\$945	\$0	\$0	\$0
(531615) Computer Equipment-Operating	\$209	\$0	\$0	\$0
OPERATING TOTAL	\$1,351,788	\$707,780	\$497,649	\$1,388,041
Transfers, Capital, Other				
(551300) Information Technology Charges - Internal	\$0	\$122,382	\$45,925	\$165,607
(581200) Principal - Capital Lease	\$7,624	\$0	\$0	\$0
(582200) Interest - Capital Lease	\$238	\$0	\$0	\$0
TRANSFERS, CAPITAL, OTHER TOTAL	\$7,863	\$122,382	\$45,925	\$165,607
TOTAL	\$2,691,209	\$2,060,147	\$1,267,539	\$3,145,790

Customer Service Expenditures by Account

	FY 2023 Actual	FY 2024 Actual	FY 2024 6-Month Approved Budget	FY 2025 Proposed Budget
Salaries and Benefits				
(511100) Regular Employees	\$0	\$135,507	\$425,652	\$556,903
(511101) Budgeted Salary Savings	\$0	\$0	-\$8,177	-\$10,669
(511102) Budgeted Salary Contingency	\$0	\$0	\$29,207	\$36,699
(512200) Social Security (FICA)	\$0	\$8,346	\$27,695	\$36,142
(512300) Medicare	\$0	\$1,952	\$6,477	\$8,453
(512400) Defined Benefit Retirement	\$0	\$0	\$9,761	\$24,290
(512401) Deferred Compensation	\$0	\$192	\$916	\$724
(512402) Defined Contribution Retirement	\$0	\$15,235	\$56,182	\$56,481
(553100) Group Insurance Contribution	\$0	\$16,210	\$98,700	\$105,680
SALARIES AND BENEFITS TOTAL	\$0	\$177,442	\$646,413	\$814,703
Operating				
(523220) Postage	\$0	\$0	\$150	\$200
(523600) Dues And Fees	\$0	\$0	\$250	\$153
(523700) Education And Training	\$0	\$50	\$0	\$2,862
(523851) Contracted Temporary Labor	\$0	\$5,146	\$0	\$0
(531105) Supplies	\$0	\$480	\$2,900	\$4,672
(531315) Food	\$0	\$139	\$0	\$500
(531610) Furniture/Fixtures-Operating	\$0	\$0	\$5,000	\$0
OPERATING TOTAL	\$0	\$5,815	\$8,300	\$8,387
Transfers, Capital, Other				
(551300) Information Technology Charges - Internal	\$0	\$0	\$44,704	\$61,659
TRANSFERS, CAPITAL, OTHER TOTAL	\$0	\$0	\$44,704	\$61,659
TOTAL	\$0	\$183,256	\$699,417	\$884,749

Communications and Special Events Expenditures by Account

	FY 2023 Actual	FY 2024 Actual	FY 2024 6-Month Approved Budget	FY 2025 Proposed Budget
Salaries and Benefits				
(511100) Regular Employees	\$905,289	\$852,230	\$447,383	\$1,125,533
(511101) Budgeted Salary Savings	\$0	\$0	-\$6,067	-\$21,441
(511102) Budgeted Salary Contingency	\$0	\$0	\$25,114	\$73,756
(511105) Part Time Employees	\$45,156	\$49,274	\$26,940	\$0
(512200) Social Security (FICA)	\$57,967	\$54,544	\$30,589	\$73,027
(512300) Medicare	\$13,557	\$12,756	\$7,154	\$17,080
(512400) Defined Benefit Retirement	\$114,773	\$72,901	\$40,541	\$89,799
(512401) Deferred Compensation	\$7,208	\$5,470	\$2,738	\$7,993
(512402) Defined Contribution Retirement	\$63,855	\$82,128	\$45,455	\$99,295
(553100) Group Insurance Contribution	\$142,386	\$145,899	\$77,550	\$184,940
SALARIES AND BENEFITS TOTAL	\$1,350,190	\$1,275,202	\$697,397	\$1,649,982
Operating				
(521300) Technical Services	\$0	\$0	\$7,500	\$5,000
(521400) Contract Services	\$116,326	\$105,075	\$63,500	\$0
(522320) Rental Of Equipment And Vehicles	\$678	\$0	\$0	\$0
(523220) Postage	\$0	\$0	\$100	\$0
(523300) Advertising	\$419	\$15,246	\$14,450	\$0
(523400) Printing And Binding	\$14,540	\$19,345	\$19,028	\$37,600
(523500) Travel	\$4,473	\$8,243	\$6,900	\$0
(523600) Dues And Fees	\$4,196	\$883	\$2,199	\$0
(523700) Education And Training	\$6,277	\$18,112	\$18,258	\$0
(531105) Supplies	\$23,935	\$11,229	\$4,500	\$5,500
(531400) Books And Periodicals	\$192	\$180	\$250	\$182
(531605) Machinery And Equipment-Operating	\$4,819	\$4,509	\$7,500	\$0
(531610) Furniture/Fixtures-Operating	\$700	\$443	\$0	\$0
(523810) Software Licenses, Fees, and Maintenance	\$4,826	\$90	\$0	\$0
(531150) Computer Supplies	\$109	\$0	\$0	\$0
(531615) Computer Equipment-Operating	\$4,277	\$162	\$0	\$0
(539999) Special Events Contra	\$14,200	\$14,200	\$0	\$0
OPERATING TOTAL	\$199,965	\$197,717	\$144,185	\$48,282
Transfers, Capital, Other				
(551300) Information Technology Charges - Internal	\$0	\$167,908	\$51,461	\$114,324
(611366) Operating Transfer Out-SpEvnts	\$0	\$0	\$0	\$380,300
(581200) Principal - Capital Lease	\$4,566	\$0	\$0	\$0
(582200) Interest - Capital Lease	\$143	\$0	\$0	\$0
TRANSFERS, CAPITAL, OTHER TOTAL	\$4,708	\$167,908	\$51,461	\$494,624
TOTAL	\$1,554,863	\$1,640,827	\$893,043	\$2,192,888

Administration and Citywide

Other Funds

Special Events Fund

The Special Events Fund is a special revenue fund that manages the City's special event programs including planning and oversight. These events are funded by vendor event fees, sponsors, and transfer from General Fund.

Special Events Fund Revenues and Expenses

Help Share

Updated On 15 Nov, 2024

← Back ↻ History ↺ Reset

Broken down by

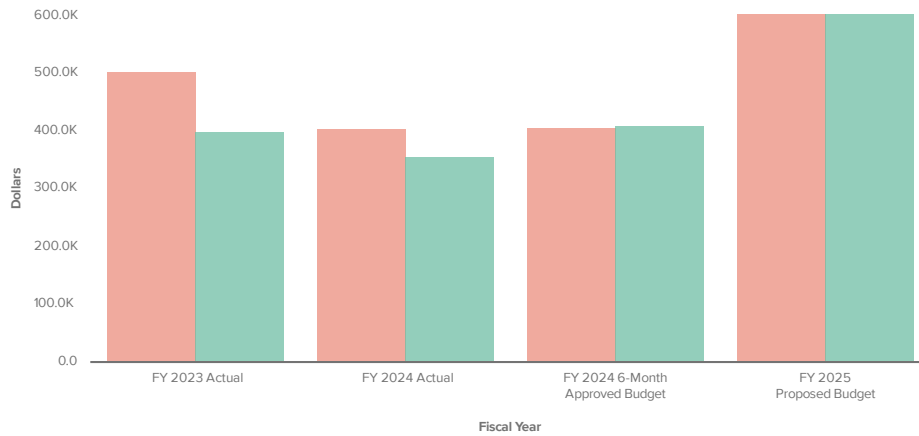
Types

Special Events Fund



Sort By Chart of Accounts

Visualization



Special Events Fund Revenues by Account

	FY 2023 Actual	FY 2024 Actual	FY 2024 6-Month Approved Budget	FY 2025 Proposed Budget
Miscellaneous Revenues				
(391201) Operating Transfer In	\$200,300	\$150,300	\$400,000	\$386,453
(371006) Special Events Sponsorship	\$86,865	\$80,858	\$0	\$67,500
MISCELLANEOUS REVENUES TOTAL	\$287,165	\$231,158	\$400,000	\$453,953
Charges for Service				
(347502) Special Events Vendor Fees	\$111,482	\$125,289	\$9,900	\$147,000
CHARGES FOR SERVICE TOTAL	\$111,482	\$125,289	\$9,900	\$147,000
TOTAL	\$398,648	\$356,446	\$409,900	\$600,953

Special Events Fund Expenses by Account

	FY 2023 Actual	FY 2024 Actual	FY 2024 6-Month Approved Budget	FY 2025 Proposed Budget
Salaries and Benefits				
(511200) Temporary Employees	\$0	\$240	\$2,350	\$0
(512200) Social Security (FICA)	\$0	\$15	\$146	\$0
(512300) Medicare	\$0	\$3	\$35	\$0
SALARIES AND BENEFITS TOTAL	\$0	\$258	\$2,531	\$0
Operating				
(521400) Contract Services	\$306,935	\$271,416	\$270,350	\$411,575
(522310) Rental Of Land And Buildings	\$16,116	\$22,267	\$11,951	\$20,665
(522320) Rental Of Equipment And Vehicles	\$9,592	\$52,873	\$45,735	\$54,035
(523300) Advertising	\$0	\$626	\$13,745	\$3,480
(523500) Travel	\$0	\$0	\$0	\$2,200
(523600) Dues And Fees	\$0	\$0	\$0	\$500
(523700) Education And Training	\$0	\$0	\$2,100	\$0
(523852) Instruction Fees	\$500	\$2,000	\$3,500	\$3,500
(531105) Supplies	\$17,890	\$19,718	\$17,950	\$73,428
(531115) Recreation Supplies	\$22,981	\$35,842	\$38,370	\$31,470
(523901) Bank Fees / Charges	\$47	\$37	\$300	\$100
OPERATING TOTAL	\$374,061	\$404,779	\$404,001	\$600,953
Transfers, Capital, Other				
(611350) Transfers Out - Cap Projects	\$125,000	\$0	\$0	\$0
(611356) Transfer Out - County Grant	\$2,756	\$0	\$0	\$0
TRANSFERS, CAPITAL, OTHER TOTAL	\$127,756	\$0	\$0	\$0
TOTAL	\$501,817	\$405,037	\$406,532	\$600,953

Special Events Fund Expenses by Project

	FY 2023 Actual	FY 2024 Actual	FY 2024 6-Month Approved Budget	FY 2025 Proposed Budget
Holiday Avenue	\$79,818	\$131,545	\$139,655	\$151,155
Alive In Roswell	\$100,779	\$119,732	\$58,411	\$112,725
Fourth of July Event	\$32,965	\$52,000	\$60,995	\$70,995
America 250	\$0	\$0	\$46,815	\$156,753
Music On The Hill	\$37,724	\$28,402	\$28,350	\$50,930
Youth Day Parade and Event	\$19,167	\$33,710	\$43,875	\$45,375
No Project Number	\$129,928	\$1,221	\$3,900	\$5,800
Riverside Sounds	\$70,190	\$0	\$0	\$0
Dia de Los Muertos	\$494	\$12,838	\$14,460	\$0
End of Summer Event	\$17,135	\$9,740	\$0	\$0
Events	\$0	\$5,603	\$7,540	\$7,220
Wheels and Reels	\$12,168	\$5,246	\$0	\$0
Kids Concert Series	\$1,450	\$5,000	\$0	\$0
Special Events	\$0	\$0	\$2,531	\$0
TOTAL	\$501,817	\$405,037	\$406,532	\$600,953

Information Technology Fund

FY 2024 was the first year for this fund. It is an Internal Service Fund that tracks the citywide costs for Information Technology to all departments.

Information Technology Fund Revenues and Expenses

Help Share

Updated On 15 Nov, 2024

← Back ↺ History ↻ Reset

Broken down by

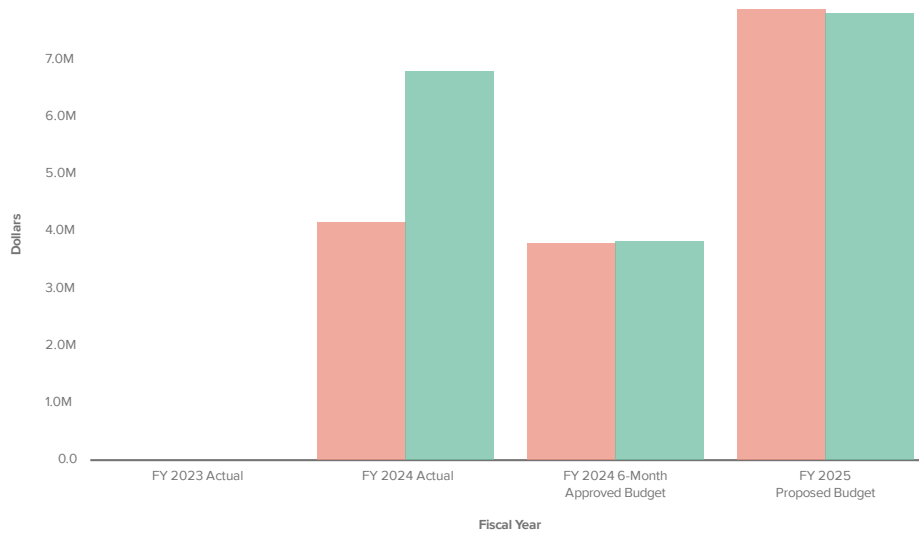
Types Information Technology Fund



Sort By Chart of Accounts ▼

- Revenues
- Expenses

Visualization



Information Technology Fund Revenues by Account

	FY 2023 Actual	FY 2024 Actual	FY 2024 6-Month Approved Budget	FY 2025 Proposed Budget
Charges for Service				
(341751) Information Technology Charges	\$0	\$6,818,565	\$3,822,724	\$7,834,762
CHARGES FOR SERVICE TOTAL	\$0	\$6,818,565	\$3,822,724	\$7,834,762
TOTAL	\$0	\$6,818,565	\$3,822,724	\$7,834,762

Information Technology Fund Expenses by Account

	FY 2023 Actual	FY 2024 Actual	FY 2024 6-Month Approved Budget	FY 2025 Proposed Budget
Salaries and Benefits				
(511100) Regular Employees	\$0	\$844,052	\$584,257	\$1,267,837
(511101) Budgeted Salary Savings	\$0	\$0	-\$8,004	-\$24,201
(511102) Budgeted Salary Contingency	\$0	\$0	\$36,149	\$83,248
(511105) Part Time Employees	\$0	\$60,337	\$0	\$30,000
(512200) Social Security (FICA)	\$0	\$54,925	\$37,969	\$84,128
(512300) Medicare	\$0	\$12,845	\$8,880	\$19,676
(512400) Defined Benefit Retirement	\$0	\$185,001	\$52,501	\$153,169
(512401) Deferred Compensation	\$0	\$1,769	\$828	\$4,621
(512402) Defined Contribution Retirement	\$0	\$68,641	\$53,224	\$117,275
(553100) Group Insurance Contribution	\$0	\$154,677	\$98,700	\$198,150
(554100) Workers Comp Contribution	\$0	\$0	\$3,049	\$7,756
SALARIES AND BENEFITS TOTAL	\$0	\$1,382,247	\$867,553	\$1,941,659
Operating				
(521201) Professional Services	\$0	\$81,138	\$23,500	\$98,880
(521300) Technical Services	\$0	\$17,688	\$37,000	\$40,000
(521400) Contract Services	\$0	\$0	\$0	\$7,200
(522205) Repairs And Maintenance	\$0	\$41,694	\$28,000	\$57,600
(522310) Rental Of Land And Buildings	\$0	\$14,849	\$7,500	\$17,000
(522320) Rental Of Equipment And Vehicles	\$0	\$14,697	\$68,348	\$90,933
(523500) Travel	\$0	\$0	\$4,000	\$5,000
(523600) Dues And Fees	\$0	\$23	\$12	\$304
(523700) Education And Training	\$0	\$7,009	\$17,500	\$30,600
(531105) Supplies	\$0	\$30,609	\$18,500	\$50,200
(531310) Hospitality And Events	\$0	\$142	\$2,500	\$10,000
(531605) Machinery And Equipment-Operating	\$0	\$19,170	\$6,000	\$8,000
(531610) Furniture/Fixtures-Operating	\$0	\$0	\$3,000	\$0
(522206) Repairs & Maintenance - Technology	\$0	\$707,730	\$410,290	\$467,294
(523210) Communication Services	\$0	\$881,315	\$446,416	\$789,247
(523810) Software Licenses, Fees, and Maintenance	\$0	\$2,028,906	\$1,615,764	\$3,874,016
(531150) Computer Supplies	\$0	\$100	\$5,000	\$6,000
(531230) Electricity	\$0	\$1,082	\$600	\$1,172
(531615) Computer Equipment-Operating	\$0	\$136,375	\$50,000	\$24,500
(531620) Communication Equipment-Operating	\$0	\$7,025	\$2,500	\$6,000
OPERATING TOTAL	\$0	\$3,989,552	\$2,746,430	\$5,583,946
Transfers, Capital, Other				
(549999) Contra- Capital Expense Account	\$0	-\$2,066,349	\$0	\$0
(561004) Machinery & Equipment- Depreciation	\$0	\$743,832	\$0	\$0
(562000) Amortization Expense	\$0	\$114,358	\$0	\$0
(551300) Information Technology Charges - Internal	\$0	\$0	\$4,600	\$0
(552400) Risk/Liability Contribution	\$0	\$0	\$64,609	\$149,960
(581100) Principal- Long Term Debt	\$0	\$4,497	\$136,021	\$202,784
(582100) Interest - Long Term Debt	\$0	\$10,812	\$2,394	\$2,718
(582200) Interest - Capital Lease	\$0	\$1,303	\$0	\$0
TRANSFERS, CAPITAL, OTHER TOTAL	\$0	-\$1,191,547	\$207,624	\$355,462
TOTAL	\$0	\$4,180,252	\$3,821,607	\$7,881,067

Group Health Fund

Internal Service Fund that tracks citywide costs for Group Benefits.

Group Health Fund Revenues and Expenses

Help Share

Updated On 15 Nov, 2024

← Back ↺ History ↻ Reset

Broken down by

Types

▼ Group Health Insurance Fund

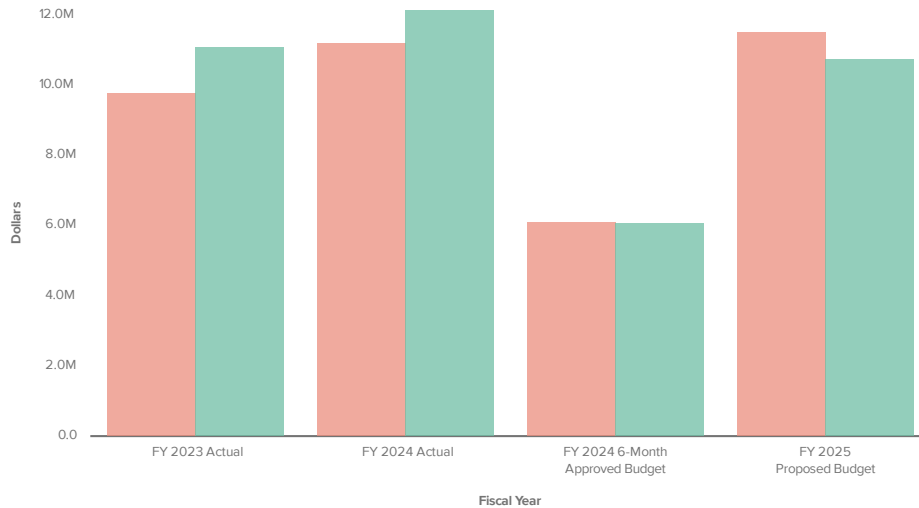


Sort By Chart of Accounts ▼

● Revenues

● Expenses

Visualization



Group Health Fund Revenues by Account

	FY 2023 Actual	FY 2024 Actual	FY 2024 6-Month Approved Budget	FY 2025 Proposed Budget
Employer Contribution				
(341834) Group Health-Employer	\$7,477,908	\$8,295,201	\$5,006,730	\$8,583,659
(341839) Benefits Admin Assessment	\$599,583	\$0	\$316,689	\$633,378
(341820) HSA Contribution-Employer	\$638,188	\$591,729	\$0	\$0
(341825) Dental-Employer	\$310,278	\$318,592	\$156,136	\$312,271
(341829) Disability-Employer	\$239,842	\$210,955	\$0	\$0
(341827) Basic Life-Employer	\$225,045	\$219,912	\$0	\$0
(341837) Empl Assist Program-Employer	\$16,640	\$17,305	\$0	\$0
EMPLOYER CONTRIBUTION TOTAL	\$9,507,482	\$9,653,694	\$5,479,555	\$9,529,308
Employee Contribution				
(389500) Employee Hc Contribution	\$1,084,538	\$929,350	\$0	\$890,962
(341835) Group Health-Employee	\$0	\$0	\$375,938	\$0
(341826) Dental-Employee	\$0	\$0	\$85,222	\$0
EMPLOYEE CONTRIBUTION TOTAL	\$1,084,538	\$929,350	\$461,160	\$890,962
Miscellaneous Revenues				
(383100) Reimbursement From Insura	\$495,752	\$1,445,889	\$125,000	\$250,000
(391201) Operating Transfer In	\$25,000	\$25,000	\$0	\$25,000
(389400) Miscellaneous	\$5	\$0	\$0	\$0
MISCELLANEOUS REVENUES TOTAL	\$520,756	\$1,470,889	\$125,000	\$275,000
Interest Income				
(361000) Interest Revenues	\$40,660	\$50,923	\$34,300	\$34,300
(361010) Unrealized Invest Gains	-\$47,452	\$0	\$0	\$0
INTEREST INCOME TOTAL	-\$6,792	\$50,923	\$34,300	\$34,300
TOTAL	\$11,105,985	\$12,104,856	\$6,100,015	\$10,729,570

Group Health Fund Expenses by Account

	FY 2023 Actual	FY 2024 Actual	FY 2024 6-Month Approved Budget	FY 2025 Proposed Budget
Salaries and Benefits				
(511100) Regular Employees	\$77,141	\$113,085	\$67,935	\$77,893
(511101) Budgeted Salary Savings	\$0	\$0	-\$975	-\$1,481
(511102) Budgeted Salary Contingency	\$0	\$0	\$8,038	\$5,098
(511200) Temporary Employees	\$0	\$801	\$0	\$0
(511300) Overtime	\$0	\$406	\$0	\$0
(512600) Unemployment Insurance	\$22,082	\$3,686	\$12,500	\$25,000
(512902) Employee Wellness Program	\$79,971	\$72,892	\$51,882	\$117,000
(512100) Group Insurance	\$7,445,678	\$8,698,639	\$4,466,290	\$8,908,875
(512200) Social Security (FICA)	\$4,785	\$7,144	\$4,650	\$5,054
(512300) Medicare	\$1,119	\$1,671	\$1,088	\$1,182
(512400) Defined Benefit Retirement	\$9,680	\$18,749	\$3,832	\$0
(512401) Deferred Compensation	\$729	\$1,072	\$750	\$816
(512402) Defined Contribution Retirement	\$6,917	\$12,607	\$11,067	\$12,350
(512903) HSA Contributions	\$666,298	\$789,062	\$725,000	\$800,000
(512904) Employee Assistance Program	\$14,479	\$34,226	\$18,750	\$35,410
(512905) Base Life Insurance	\$224,190	\$195,980	\$101,400	\$202,800
(512907) Disability Insurance	\$231,910	\$191,697	\$97,650	\$195,300
(512908) Dental Insurance	\$452,360	\$445,639	\$252,900	\$505,800
(512909) Vision Insurance	\$71	\$0	\$0	\$0
(553100) Group Insurance Contribution	\$17,222	\$19,101	\$9,095	\$13,210
SALARIES AND BENEFITS TOTAL	\$9,254,630	\$10,606,458	\$5,831,852	\$10,904,307
Operating				
(521201) Professional Services	\$95,100	\$96,353	\$45,600	\$97,200
(521300) Technical Services	\$0	\$2,000	\$0	\$0
(521400) Contract Services	\$377,091	\$494,168	\$240,000	\$494,000
(531105) Supplies	\$681	\$88	\$250	\$500
(531605) Machinery And Equipment-Operating	\$0	\$0	\$7,500	\$0
(523810) Software Licenses, Fees, and Maintenance	\$46,377	\$0	\$0	\$0
(523901) Bank Fees / Charges	\$15,201	\$16,829	\$8,250	\$18,200
OPERATING TOTAL	\$534,451	\$609,438	\$301,600	\$609,900
Transfers, Capital, Other				
(551300) Information Technology Charges - Internal	\$0	\$8,459	\$5,846	\$6,851
TRANSFERS, CAPITAL, OTHER TOTAL	\$0	\$8,459	\$5,846	\$6,851
TOTAL	\$9,789,081	\$11,224,355	\$6,139,298	\$11,521,058

Hotel/Motel Fund

A special revenue fund used to account for the proceeds from the 8% lodging tax on temporary lodging. Expenses are designated as 18.75% restricted for Tourism Product Development, 43.75% restricted for tourism, and 37.5% of revenues are unrestricted and can be used as the City deems appropriate.

Hotel/Motel Fund Revenues and Expenses

Help Share

Updated On 15 Nov, 2024

← Back ↺ History ↻ Reset

Broken down by

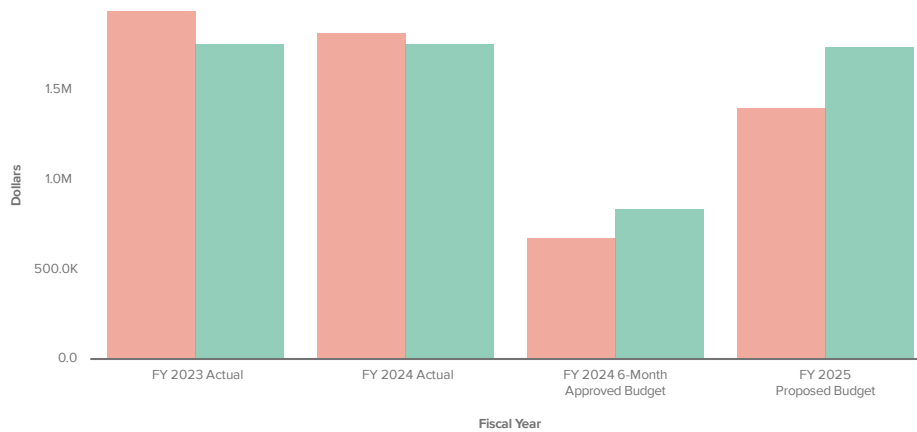
Types Hotel/Motel Fund



Sort By Chart of Accounts ▼

- Revenues
- Expenses

Visualization



Hotel/Motel Fund Revenues by Account

	FY 2023 Actual	FY 2024 Actual	FY 2024 6-Month Approved Budget	FY 2025 Proposed Budget
Business Taxes				
(314104) Hotel/Motel Unrestricted	\$650,673	\$647,477	\$313,124	\$646,864
(314105) Hotel/Motel TCT	\$759,118	\$755,390	\$365,313	\$754,675
(314106) Hotel/Motel TPD	\$325,336	\$323,739	\$156,563	\$323,432
BUSINESS TAXES TOTAL	\$1,735,127	\$1,726,606	\$835,000	\$1,724,971
Interest Income				
(361000) Interest Revenues	\$20,079	\$29,806	\$8,650	\$22,500
INTEREST INCOME TOTAL	\$20,079	\$29,806	\$8,650	\$22,500
TOTAL	\$1,755,206	\$1,756,412	\$843,650	\$1,747,471

Hotel/Motel Fund Expenses by Account

	FY 2023 Actual	FY 2024 Actual	FY 2024 6-Month Approved Budget	FY 2025 Proposed Budget
Operating				
(521400) Contract Services	\$704,376	\$819,144	\$0	\$754,675
(523901) Bank Fees / Charges	\$702	\$0	\$500	\$0
OPERATING TOTAL	\$705,078	\$819,144	\$500	\$754,675
Transfers, Capital, Other				
(611350) Transfers Out - Cap Projects	\$382,000	\$118,000	\$0	\$0
(611357) Transfer Out - General Fund	\$850,000	\$881,454	\$313,124	\$646,864
(579001) Contingency Operating	\$0	\$0	\$365,313	\$0
TRANSFERS, CAPITAL, OTHER TOTAL	\$1,232,000	\$999,454	\$678,437	\$646,864
TOTAL	\$1,937,078	\$1,818,598	\$678,937	\$1,401,539

Risk Management Fund

Internal Service Fund that tracks citywide costs for risk and liability.

Risk Management Fund Revenues and Expenses

Help ▾ Share ▾

Updated On 15 Nov, 2024

← Back ↺ History ▾ ↻ Reset

Broken down by

Types

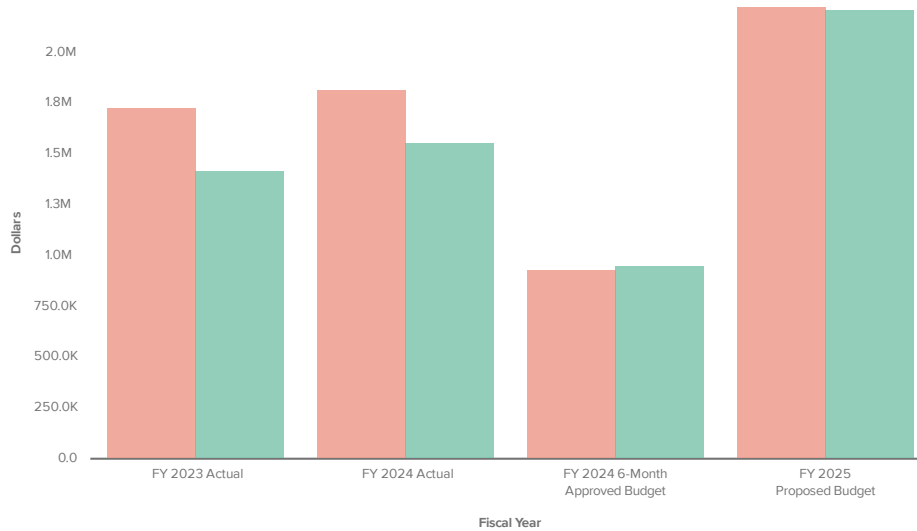
▼ Risk Management Fund



Sort By Chart of Accounts ▾

- Expenses
- Revenues

Visualization



Risk Management Fund Revenues by Account

	FY 2023 Actual	FY 2024 Actual	FY 2024 6-Month Approved Budget	FY 2025 Proposed Budget
Charges for Service				
(341805) Risk Claims Payments	\$1,410,000	\$1,550,000	\$950,000	\$2,205,000
CHARGES FOR SERVICE TOTAL	\$1,410,000	\$1,550,000	\$950,000	\$2,205,000
Interest Income				
(361000) Interest Revenues	\$10,492	\$8,560	\$3,950	\$8,400
(361010) Unrealized Invest Gains	-\$725	\$0	\$0	\$0
INTEREST INCOME TOTAL	\$9,767	\$8,560	\$3,950	\$8,400
TOTAL	\$1,419,767	\$1,558,560	\$953,950	\$2,213,400

Risk Management Fund Expenses by Account

	FY 2023 Actual	FY 2024 Actual	FY 2024 6-Month Approved Budget	FY 2025 Proposed Budget
Salaries and Benefits				
(511100) Regular Employees	\$90,411	\$93,351	\$48,646	\$95,126
(511101) Budgeted Salary Savings	\$0	\$0	-\$657	-\$1,798
(511102) Budgeted Salary Contingency	\$0	\$0	\$3,308	\$6,187
(511105) Part Time Employees	\$33,521	\$38,432	\$19,850	\$39,700
(512200) Social Security (FICA)	\$7,650	\$8,184	\$4,412	\$8,632
(512300) Medicare	\$1,789	\$1,914	\$1,032	\$2,019
(512401) Deferred Compensation	\$896	\$919	\$513	\$996
(512402) Defined Contribution Retirement	\$11,873	\$13,793	\$7,584	\$14,988
(553100) Group Insurance Contribution	\$14,352	\$9,862	\$7,050	\$13,210
SALARIES AND BENEFITS TOTAL	\$160,493	\$166,456	\$91,738	\$179,060
Operating				
(521201) Professional Services	\$15,345	\$10,229	\$17,500	\$155,000
(523220) Postage	\$1	\$1	\$50	\$100
(523600) Dues And Fees	\$170	\$170	\$85	\$170
(523700) Education And Training	\$900	\$450	\$225	\$850
(523701) Roswell U	\$61,651	\$4,874	\$2,550	\$5,091
(523100) Property And Liability Insurance	\$1,184,423	\$1,316,212	\$679,022	\$1,500,000
(523810) Software Licenses, Fees, and Maintenance	\$22,109	\$0	\$0	\$0
OPERATING TOTAL	\$1,284,601	\$1,331,935	\$699,432	\$1,661,211
Transfers, Capital, Other				
(551300) Information Technology Charges - Internal	\$0	\$29,775	\$15,839	\$32,617
(579025) Insurance Deductibles	\$285,839	\$291,128	\$125,000	\$350,000
TRANSFERS, CAPITAL, OTHER TOTAL	\$285,839	\$320,903	\$140,839	\$382,617
TOTAL	\$1,730,933	\$1,819,294	\$932,009	\$2,222,888

Worker's Compensation Fund

Internal Service Fund that tracks citywide costs worker's compensation.

Worker's Compensation Fund Revenues and Expenses

Help Share

Updated On 15 Nov, 2024

← Back ↺ History ↻ Reset

Broken down by

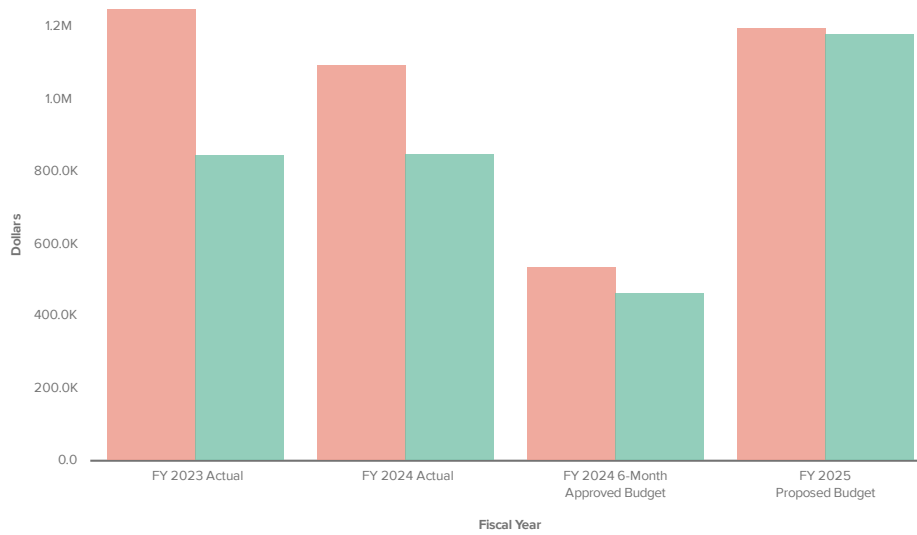
Types Workers' Compensation Fund



Sort By Chart of Accounts ▼

- Expenses
- Revenues

Visualization



Worker's Compensation Fund Revenues by Account

	FY 2023 Actual	FY 2024 Actual	FY 2024 6-Month Approved Budget	FY 2025 Proposed Budget
Miscellaneous Revenues				
(391201) Operating Transfer In	\$850,000	\$850,000	\$465,000	\$1,183,000
MISCELLANEOUS REVENUES TOTAL	\$850,000	\$850,000	\$465,000	\$1,183,000
Interest Income				
(361000) Interest Revenues	\$1,173	\$4,241	\$700	\$0
INTEREST INCOME TOTAL	\$1,173	\$4,241	\$700	\$0
TOTAL	\$851,173	\$854,241	\$465,700	\$1,183,000

Worker's Compensation Fund Expenses by Account

	FY 2023 Actual	FY 2024 Actual	FY 2024 6-Month Approved Budget	FY 2025 Proposed Budget
Salaries and Benefits				
(511100) Regular Employees	\$64,846	\$35,621	\$18,189	\$36,081
(511101) Budgeted Salary Savings	\$0	\$0	-\$264	-\$692
(511102) Budgeted Salary Contingency	\$0	\$0	\$2,183	\$2,382
(512200) Social Security (FICA)	\$4,048	\$2,122	\$1,247	\$2,342
(512300) Medicare	\$947	\$496	\$292	\$548
(512401) Deferred Compensation	\$651	\$357	\$202	\$378
(512402) Defined Contribution Retirement	\$8,612	\$5,483	\$3,056	\$5,770
(512700) Workers' Compensation	\$996,387	\$855,375	\$425,000	\$933,000
(553100) Group Insurance Contribution	\$14,352	\$7,313	\$1,763	\$6,605
SALARIES AND BENEFITS TOTAL	\$1,089,842	\$906,767	\$451,668	\$986,414
Operating				
(521201) Professional Services	\$158,945	\$186,258	\$84,500	\$184,965
(523600) Dues And Fees	\$1,436	\$795	\$332	\$795
(523700) Education And Training	\$195	\$0	\$200	\$195
(531105) Supplies	\$0	\$0	\$50	\$0
OPERATING TOTAL	\$160,576	\$187,053	\$85,082	\$185,955
Transfers, Capital, Other				
(551300) Information Technology Charges - Internal	\$0	\$2,488	\$1,720	\$28,226
TRANSFERS, CAPITAL, OTHER TOTAL	\$0	\$2,488	\$1,720	\$28,226
TOTAL	\$1,250,418	\$1,096,308	\$538,470	\$1,200,595

Auto Rental Excise Tax Fund

The Auto Rental Excise Tax Fund is a special revenue fund used to account for the proceeds of a three percent (3%) excise tax on the rental of motor vehicles as authorized by state law (O.C.G.A. §48-13-90).

Proceeds of the tax may be utilized to provide additional funding to promote industry, trade, commerce, and tourism; for capital projects related to sports, conventions, recreational facilities, or public safety facilities; or for the maintenance of such facilities.

Auto Rental Excise Tax Fund Revenues and Expenses

Help Share

Updated On 15 Nov, 2024

← Back ↺ History ↻ Reset

Broken down by

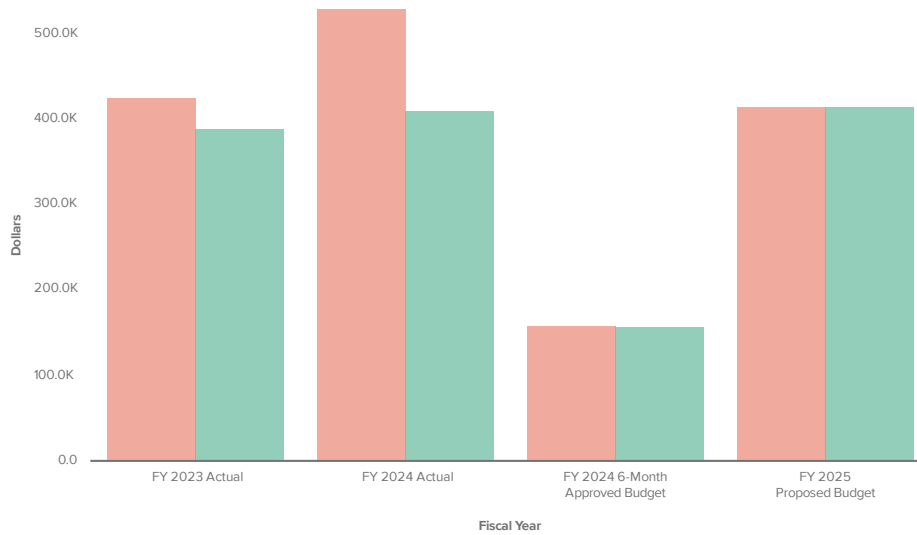
Types Auto Rental Excise Tax Fund



Sort By Chart of Accounts

- Expenses
- Revenues

Visualization



Auto Rental Excise Tax Fund Revenues by Account

	FY 2023 Actual	FY 2024 Actual	FY 2024 6-Month Approved Budget	FY 2025 Proposed Budget
Business Taxes				
(314400) Auto Rental Excise Tax	\$388,965	\$409,203	\$156,330	\$415,000
BUSINESS TAXES TOTAL	\$388,965	\$409,203	\$156,330	\$415,000
TOTAL	\$388,965	\$409,203	\$156,330	\$415,000

Auto Rental Excise Tax Fund Expenses by Account

	FY 2023 Actual	FY 2024 Actual	FY 2024 6-Month Approved Budget	FY 2025 Proposed Budget
Transfers, Capital, Other				
(611357) Transfer Out - General Fund	\$425,000	\$527,500	\$157,500	\$415,000
TRANSFERS, CAPITAL, OTHER TOTAL	\$425,000	\$527,500	\$157,500	\$415,000
TOTAL	\$425,000	\$527,500	\$157,500	\$415,000

Economic and Community Development Department

To preserve and protect the natural and built environments, promote a balanced economy in the City of Roswell by the use of best planning and development practices and the responsible enforcement of ordinances and regulations.

Economic and Community Development Expenditures by Fund

Category	2025
General Fund	\$6,109,553.00
Tree Bank Fund	\$146,803.00

Economic and Community Development Expenditures by Category

Category	2025
Salaries and Benefits	\$4,127,853.00
Operating	\$1,732,180.00
Transfers, Capital, Other	\$396,323.00

Here is a summary of the Economic and Community Development Department in table form, illustrating direct costs and indirect costs. Click on the table to explore in greater detail.

This table shows the three main categories of expenditures within the Economic and Community Development Department across all funds. Click on the table to explore in greater detail.

Economic and Community Development General Fund Expenditures by Type

Help Share

Updated On 15 Nov, 2024

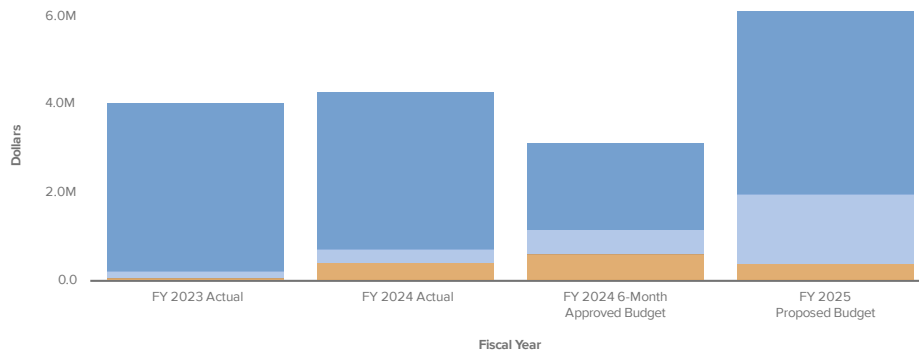
← Back ↻ History ↻ Reset

Broken down by

Expenses General Fund Community Development Depa...



Visualization



Sort By Chart of Accounts

- Salaries and Benefits
- Operating
- Transfers, Capital, Other

Economic and Community Development General Fund Expenditures by Account

	FY 2023 Actual	FY 2024 Actual	FY 2024 6-Month Approved Budget	FY 2025 Proposed Budget
Salaries and Benefits				
(511100) Regular Employees	\$2,527,444	\$2,478,355	\$1,315,107	\$2,780,936
(553100) Group Insurance Contribution	\$579,710	\$413,600	\$234,413	\$442,535
(512402) Defined Contribution Retirement	\$231,233	\$239,029	\$145,656	\$326,918
(512400) Defined Benefit Retirement	\$252,374	\$223,757	\$93,195	\$188,662
(512200) Social Security (FICA)	\$153,271	\$147,289	\$84,527	\$180,477
(511102) Budgeted Salary Contingency	\$0	\$0	\$74,405	\$183,186
(512300) Medicare	\$35,846	\$34,447	\$19,773	\$42,210
(554100) Workers Comp Contribution	\$15,215	\$15,215	\$8,814	\$22,423
(512401) Deferred Compensation	\$13,950	\$12,156	\$5,419	\$13,760
(511300) Overtime	\$0	\$252	\$5,824	\$0
(511101) Budgeted Salary Savings	\$0	\$0	-\$32,040	-\$53,254
SALARIES AND BENEFITS TOTAL	\$3,809,043	\$3,564,100	\$1,955,093	\$4,127,853
Operating				
(521201) Professional Services	\$48,535	\$171,800	\$462,500	\$1,432,000
(531270) Gasoline/ Diesel	\$15,885	\$32,301	\$10,958	\$26,728
(521400) Contract Services	\$3,687	\$17,118	\$25,000	\$31,000
(523300) Advertising	\$12,195	\$19,103	\$13,520	\$25,500
(522220) Vehicle Fleet Rate	\$11,116	\$11,116	\$16,923	\$30,523
(523700) Education And Training	\$15,216	\$10,662	\$17,178	\$14,330
(531105) Supplies	\$7,303	\$6,660	\$6,195	\$7,600
(523500) Travel	\$5,480	\$4,434	\$13,075	\$2,900
(523600) Dues And Fees	\$8,483	\$4,172	\$4,217	\$3,442
(523210) Communication Services	\$9,393	\$0	\$0	\$0
(531720) Uniforms	\$1,012	\$1,728	\$4,076	\$2,330
(523220) Postage	\$1,652	\$2,504	\$1,601	\$3,330
(531400) Books And Periodicals	\$435	\$1,707	\$308	\$5,100
(531610) Furniture/Fixtures-Operating	\$3,663	\$0	\$3,225	\$0
(523851) Contracted Temporary Labor	\$0	\$5,343	\$0	\$0
(531315) Food	\$2,983	\$563	\$1,500	\$0
(523810) Software Licenses, Fees, and Maintenance	\$4,769	\$0	\$0	\$0
(522320) Rental Of Equipment And Vehicles	\$2,951	\$0	\$0	\$0
(522210) Vehicle Repair	\$1,051	\$1,695	\$0	\$0
(531310) Hospitality And Events	\$637	\$778	\$925	\$0
(531250) Oil	\$367	\$535	\$359	\$594
(531615) Computer Equipment-Operating	\$618	\$0	\$0	\$0
(523400) Printing And Binding	\$0	\$0	\$150	\$0
OPERATING TOTAL	\$157,430	\$292,220	\$581,710	\$1,585,377
Transfers, Capital, Other				
(551300) Information Technology Charges - Internal	\$0	\$301,721	\$131,110	\$224,858
(579001) Contingency Operating	\$0	\$0	\$400,000	\$0
(611361) Transfer Out - Fleet Capital	\$53,684	\$107,529	\$47,908	\$106,202
(552400) Risk/Liability Contribution	\$18,684	\$20,539	\$28,118	\$65,263
(581200) Principal - Capital Lease	\$7,214	\$0	\$0	\$0
(582200) Interest - Capital Lease	\$226	\$0	\$0	\$0
TRANSFERS, CAPITAL, OTHER TOTAL	\$79,808	\$429,790	\$607,136	\$396,323
TOTAL	\$4,046,281	\$4,286,109	\$3,143,939	\$6,109,553

Soil Erosion Fund

The Soil and Erosion Fund (Fund 240) is a special revenue fund used to account for the fee for the issuance of a land disturbance permit. This fee is to prevent excessive soil erosion from occurring as building is taking place. Several inspections take place throughout the building phase and there is a plan pre-inspection as well.

Soil Erosion Fund Revenues

	FY 2023 Actual	FY 2024 Actual	FY 2024 6-Month Approved Budget	FY 2025 Proposed Budget
Interest Income				
(361000) Interest Revenues	\$4,711	\$19,954	\$5,750	\$16,200
(361010) Unrealized Invest Gains	-\$7,015	\$0	\$0	\$0
INTEREST INCOME TOTAL	-\$2,304	\$19,954	\$5,750	\$16,200
Licenses & Permits				
(323190) Soil Erosion Fees	\$4,040	\$5,200	\$1,860	\$5,000
(323903) Soil Erosion Grading Permit	\$234	\$0	\$0	\$0
LICENSES & PERMITS TOTAL	\$4,274	\$5,200	\$1,860	\$5,000
TOTAL	\$1,970	\$25,154	\$7,610	\$21,200

Tree Bank Fund

The Tree Bank Fund (Fund 245) is a special revenue fund used to account for the proceeds of developers' payment in order to cut down specimen trees so as to be able to build. The money is to be used to replace and maintain trees in the City.

Tree Bank Fund Revenues

	FY 2023 Actual	FY 2024 Actual	FY 2024 6-Month Approved Budget	FY 2025 Proposed Budget
Miscellaneous Revenues				
(389105) Tree Bank Funds	\$213,300	\$134,365	\$100,000	\$150,000
MISCELLANEOUS REVENUES TOTAL	\$213,300	\$134,365	\$100,000	\$150,000
TOTAL	\$213,300	\$134,365	\$100,000	\$150,000

Finance Department

To serve our customers while providing exceptional financial stewardship

Finance Expenditures by Fund

Category	2025
Bond Fund (Debt Service)	\$6,764,749.00
General Fund	\$3,877,079.00

Here is a summary of the Finance Department in table form, illustrating direct costs and indirect costs. Click on the table to explore in greater detail.

Finance Expenditures by Category

Category	2025
Transfers, Capital, Other	\$7,160,982.00
Salaries and Benefits	\$3,065,319.00
Operating	\$415,527.00

This table shows the three main categories of expenditures within the Finance Department across all funds. Click on the table to explore in greater detail.

Finance General Fund Expenditures by Type

Help Share

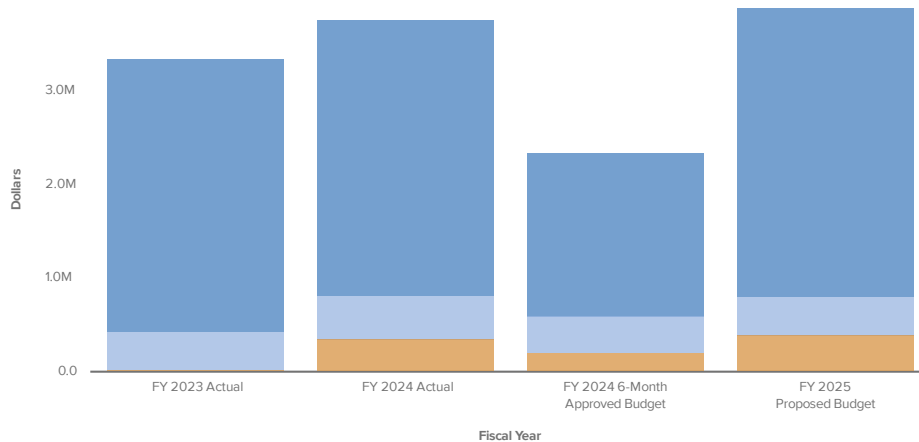
Updated On 15 Nov, 2024

← Back ↻ History ↺ Reset

Broken down by

Expenses General Fund Finance Department

Visualization



Sort By Chart of Accounts

- Salaries and Benefits
- Operating
- Transfers, Capital, Other

Finance General Fund Expenditures by Account

	FY 2023 Actual	FY 2024 Actual	FY 2024 6-Month Approved Budget	FY 2025 Proposed Budget
Salaries and Benefits				
(511100) Regular Employees	\$1,939,069	\$1,932,794	\$1,156,117	\$2,021,349
(553100) Group Insurance Contribution	\$455,232	\$418,236	\$222,076	\$383,091
(512402) Defined Contribution Retirement	\$184,963	\$201,978	\$124,623	\$259,916
(512400) Defined Benefit Retirement	\$158,274	\$195,607	\$80,736	\$122,960
(512200) Social Security (FICA)	\$116,175	\$117,341	\$75,442	\$131,177
(511102) Budgeted Salary Contingency	\$0	\$0	\$66,357	\$133,038
(512300) Medicare	\$27,170	\$27,443	\$17,648	\$30,681
(511105) Part Time Employees	\$5,683	\$26,066	\$15,486	\$0
(554100) Workers Comp Contribution	\$11,481	\$11,481	\$5,035	\$12,809
(512401) Deferred Compensation	\$12,491	\$10,177	\$4,942	\$8,971
(511300) Overtime	\$1,055	\$389	\$0	\$0
(511101) Budgeted Salary Savings	\$0	\$0	-\$21,206	-\$38,673
SALARIES AND BENEFITS TOTAL	\$2,911,593	\$2,941,512	\$1,747,256	\$3,065,319
Operating				
(521201) Professional Services	\$150,938	\$269,717	\$270,000	\$210,000
(523220) Postage	\$122,587	\$122,144	\$57,725	\$149,688
(523400) Printing And Binding	\$33,519	\$29,360	\$13,250	\$32,534
(523901) Bank Fees / Charges	\$16,753	\$13,496	\$10,000	\$14,400
(523810) Software Licenses, Fees, and Maintenance	\$42,131	\$419	\$0	\$0
(531105) Supplies	\$13,044	\$13,157	\$8,050	\$1,250
(523600) Dues And Fees	\$11,734	\$10,739	\$7,222	\$0
(523700) Education And Training	\$6,493	\$7,191	\$9,420	\$0
(523500) Travel	\$6,337	\$303	\$8,584	\$0
(523300) Advertising	\$1,215	\$1,458	\$3,050	\$6,240
(531610) Furniture/Fixtures-Operating	\$1,784	\$946	\$500	\$0
(531615) Computer Equipment-Operating	\$2,919	\$0	\$0	\$0
(531310) Hospitality And Events	\$891	\$1,175	\$800	\$0
(522220) Vehicle Fleet Rate	\$400	\$400	\$274	\$915
(522320) Rental Of Equipment And Vehicles	\$1,987	\$0	\$0	\$0
(531400) Books And Periodicals	\$372	\$187	\$452	\$0
(521300) Technical Services	\$350	\$0	\$0	\$500
(531315) Food	\$503	\$0	\$250	\$0
(531605) Machinery And Equipment-Operating	\$0	\$0	\$300	\$0
(531270) Gasoline/ Diesel	\$135	\$65	\$72	\$0
(522205) Repairs And Maintenance	\$0	\$0	\$250	\$0
(523210) Communication Services	\$180	\$0	\$0	\$0
(539998) P-card Initial Allocation	\$4	\$0	\$0	\$0
OPERATING TOTAL	\$414,275	\$470,758	\$390,199	\$415,527
Transfers, Capital, Other				
(551300) Information Technology Charges - Internal	\$0	\$335,989	\$198,143	\$376,754
(552400) Risk/Liability Contribution	\$9,136	\$10,043	\$6,228	\$14,455
(611361) Transfer Out - Fleet Capital	\$2,547	\$4,168	\$2,084	\$5,024
(581200) Principal - Capital Lease	\$7,545	\$0	\$0	\$0
(582200) Interest - Capital Lease	\$236	\$0	\$0	\$0
TRANSFERS, CAPITAL, OTHER TOTAL	\$19,463	\$350,200	\$206,455	\$396,233
TOTAL	\$3,345,331	\$3,762,469	\$2,343,910	\$3,877,079

Debt Service Fund

The Debt Service Fund is utilized to account for the accumulation and disbursement of funds needed to comply with the interest and principal redemption requirements. The City of Roswell has earned an “AAA” bond rating, the highest possible rating, consistently each year since 2000.

Debt Service Fund Revenues and Expenses

Help Share

Updated On 15 Nov, 2024

← Back ↺ History ↻ Reset

Broken down by

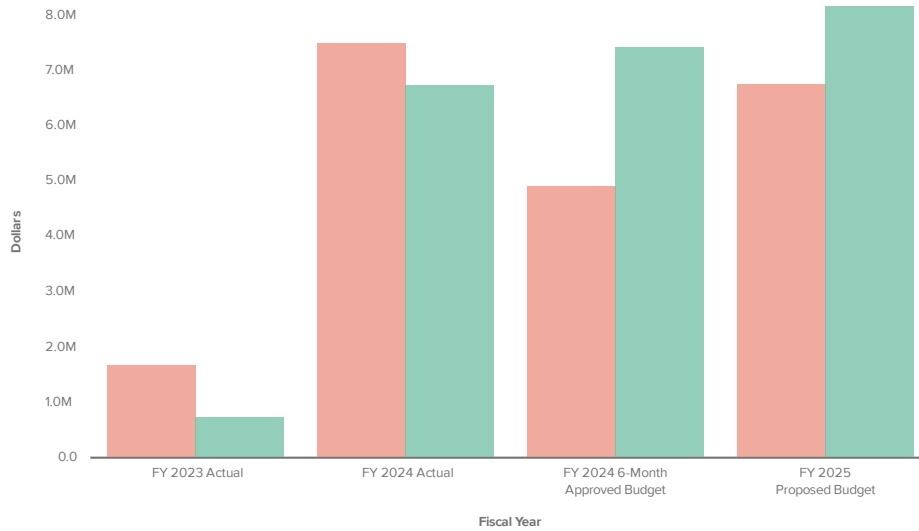
Types ▼ Bond Fund (Debt Service)



Sort By Chart of Accounts ▼

- Revenues
- Expenses

Visualization



Debt Service Fund Revenues by Account

	FY 2023 Actual	FY 2024 Actual	FY 2024 6-Month Approved Budget	FY 2025 Proposed Budget
Property Tax				
(311100) Real Property - Current Year	\$692,774	\$6,417,251	\$7,240,358	\$7,853,637
(311300) Personal Property - Current	\$18,843	\$171,670	\$185,815	\$194,730
(311110) Public Utility	\$5,769	\$58,324	\$0	\$58,324
(311310) Motor Vehicle	\$2,018	\$7,341	\$9,395	\$16,705
(319110) Property - Penalty & Interest - Real	\$1,005	\$3,809	\$500	\$0
(311305) Personal Property - Prior	-\$24	-\$16	\$0	\$0
(311200) Real Property - Prior	-\$70	-\$1	\$0	\$0
PROPERTY TAX TOTAL	\$720,316	\$6,658,379	\$7,436,068	\$8,123,396
Interest Income				
(361000) Interest Revenues	\$42,839	\$91,489	\$17,400	\$42,000
(361010) Unrealized Invest Gains	-\$4,233	\$0	\$0	\$0
INTEREST INCOME TOTAL	\$38,606	\$91,489	\$17,400	\$42,000
Miscellaneous Revenues				
(389999) Over And Short	\$0	-\$263	\$0	\$0
MISCELLANEOUS REVENUES TOTAL	\$0	-\$263	\$0	\$0
TOTAL	\$758,922	\$6,749,605	\$7,453,468	\$8,165,396

Debt Service Fund Expenses by Account

	FY 2023 Actual	FY 2024 Actual	FY 2024 6-Month Approved Budget	FY 2025 Proposed Budget
Transfers, Capital, Other				
(581100) Principal- Long Term Debt	\$1,630,000	\$3,350,000	\$3,020,000	\$3,020,000
(582100) Interest - Long Term Debt	\$55,100	\$4,175,207	\$1,910,962	\$3,744,749
TRANSFERS, CAPITAL, OTHER TOTAL	\$1,685,100	\$7,525,207	\$4,930,962	\$6,764,749
TOTAL	\$1,685,100	\$7,525,207	\$4,930,962	\$6,764,749

Fire Department

To protect life, property, and enhance the quality of life by providing dynamic services, including emergency response and community risk reduction activities.

Fire Expenditures by Fund

Category	2025
General Fund	\$17,167,243.00

Here is a summary of the Fire Department in table form, illustrating direct costs and indirect costs. Click on the table to explore in greater detail.

Fire Expenditures by Category

Category	2025
Salaries and Benefits	\$13,883,428.00
Transfers, Capital, Other	\$1,776,607.00
Operating	\$1,507,208.00

This table shows the three main categories of expenditures within the Fire Department across all funds. Click on the table to explore in greater detail.

Fire General Fund Expenditures by Type

Help Share

Updated On 15 Nov, 2024

← Back ↻ History ↺ Reset

Broken down by

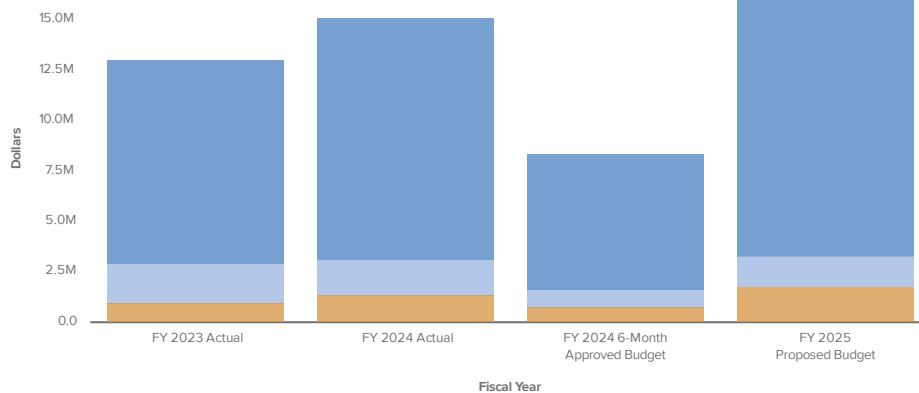
Expenses General Fund Fire Department



Sort By Chart of Accounts

- Salaries and Benefits
- Operating
- Transfers, Capital, Other

Visualization



Fire General Fund Expenditures by Account

	FY 2023 Actual	FY 2024 Actual	FY 2024 6-Month Approved Budget	FY 2025 Proposed Budget
Salaries and Benefits				
(511100) Regular Employees	\$2,864,567	\$4,849,485	\$2,990,506	\$7,327,214
(511115) Firefighter's Fees	\$5,201,105	\$4,226,683	\$2,071,384	\$2,707,503
(553100) Group Insurance Contribution	\$618,831	\$847,073	\$576,026	\$1,209,482
(512402) Defined Contribution Retirement	\$273,751	\$652,291	\$416,531	\$1,038,912
(512200) Social Security (FICA)	\$505,075	\$574,587	\$320,379	\$652,510
(512400) Defined Benefit Retirement	\$206,140	\$171,942	\$31,352	\$89,615
(511105) Part Time Employees	\$135,991	\$138,031	\$72,660	\$138,900
(554100) Workers Comp Contribution	\$121,882	\$121,882	\$66,777	\$169,887
(512300) Medicare	\$118,204	\$134,393	\$74,928	\$152,607
(511102) Budgeted Salary Contingency	\$0	\$0	\$0	\$460,408
(511300) Overtime	\$52,239	\$189,041	\$68,231	\$112,592
(512401) Deferred Compensation	\$21,773	\$42,297	\$22,955	\$46,086
(511101) Budgeted Salary Savings	\$0	\$0	-\$35,411	-\$222,288
SALARIES AND BENEFITS TOTAL	\$10,119,558	\$11,947,705	\$6,676,318	\$13,883,428
Operating				
(522220) Vehicle Fleet Rate	\$495,700	\$466,246	\$216,394	\$411,002
(522205) Repairs And Maintenance	\$277,514	\$348,995	\$57,221	\$59,602
(521400) Contract Services	\$0	\$0	\$0	\$502,528
(531105) Supplies	\$140,802	\$168,381	\$79,275	\$92,023
(531270) Gasoline/ Diesel	\$123,147	\$123,947	\$68,501	\$126,374
(531605) Machinery And Equipment-Operating	\$143,940	\$57,389	\$71,194	\$149,718
(531720) Uniforms	\$118,457	\$122,724	\$73,298	\$65,622
(531230) Electricity	\$108,828	\$123,176	\$70,400	\$28,728
(523810) Software Licenses, Fees, and Maintenance	\$148,845	\$483	\$0	\$0
(531610) Furniture/Fixtures-Operating	\$87,384	\$37,860	\$13,425	\$4,970
(522140) Maintenance - Grounds	\$41,025	\$44,320	\$23,650	\$0
(523700) Education And Training	\$14,938	\$28,931	\$38,809	\$535
(531220) Natural Gas	\$28,927	\$25,966	\$15,451	\$1,512
(521201) Professional Services	\$18,680	\$19,915	\$10,500	\$21,000
(531210) Water / Sewerage	\$24,121	\$21,042	\$13,900	\$5,978
(523500) Travel	\$16,320	\$25,185	\$21,728	\$0
(521300) Technical Services	\$16,440	\$15,666	\$20,282	\$9,396
(522130) Custodial	\$14,794	\$18,251	\$10,534	\$0
(523210) Communication Services	\$31,258	\$0	\$0	\$0
(531310) Hospitality And Events	\$7,957	\$16,243	\$3,943	\$0
(531240) Bottled Gas	\$5,630	\$6,938	\$5,875	\$7,915
(523600) Dues And Fees	\$12,805	\$7,563	\$3,925	\$1,170
(523100) Property And Liability Insurance	\$11,000	\$5,242	\$5,116	\$3,470
(523852) Instruction Fees	\$3,200	\$13,500	\$3,000	\$0
(531615) Computer Equipment-Operating	\$18,154	\$469	\$0	\$0
(531250) Oil	\$5,777	\$2,331	\$1,750	\$2,574
(522320) Rental Of Equipment And Vehicles	\$10,766	\$0	\$0	\$0
(523800) Licenses	\$1,089	\$236	\$2,652	\$6,306
(531215) Stormwater Fees	\$2,267	\$2,496	\$1,300	\$2,736
(531620) Communication Equipment-Operating	\$1,451	\$743	\$5,956	\$0
(523300) Advertising	\$2,909	\$2,359	\$1,800	\$0
(523902) Sanitation Services	\$1,707	\$1,877	\$1,373	\$2,065
(531315) Food	\$2,033	\$1,445	\$1,940	\$0
(522210) Vehicle Repair	\$1,111	\$1,661	\$2,400	\$0
(523400) Printing And Binding	\$1,334	\$1,061	\$1,674	\$0
(523220) Postage	\$1,105	\$779	\$628	\$1,026
(531400) Books And Periodicals	\$43	\$436	\$1,250	\$958
(522110) Disposal	\$0	\$1,247	\$0	\$0
OPERATING TOTAL	\$1,941,457	\$1,715,104	\$849,144	\$1,507,208
Transfers, Capital, Other				
(551300) Information Technology Charges - Internal	\$0	\$543,982	\$336,610	\$817,879
(581100) Principal- Long Term Debt	\$569,797	\$438,910	\$225,111	\$454,968
(552400) Risk/Liability Contribution	\$217,194	\$238,760	\$137,597	\$319,369

	FY 2023 Actual	FY 2024 Actual	FY 2024 6-Month Approved Budget	FY 2025 Proposed Budget
(582100) Interest - Long Term Debt	\$102,362	\$87,495	\$38,097	\$71,443
(611361) Transfer Out - Fleet Capital	\$41,139	\$72,969	\$36,486	\$87,948
(611360) Transfer Out - Group Insurance	\$25,000	\$25,000	\$12,500	\$25,000
(581200) Principal - Capital Lease	\$7,873	\$0	\$0	\$0
(582200) Interest - Capital Lease	\$246	\$0	\$0	\$0
TRANSFERS, CAPITAL, OTHER TOTAL	\$963,612	\$1,407,116	\$786,401	\$1,776,607
TOTAL	\$13,024,627	\$15,069,924	\$8,311,863	\$17,167,243

Recreation, Parks, Historic & Cultural Affairs Department

Meeting the recreation needs of the citizens of Roswell by providing exceptional parks, programs, activities, and events.

Recreation and Parks Expenses by Fund

Category	2025
General Fund	\$14,977,098.00
Participant Recreation Fund	\$9,942,750.00
Leita Thompson Fund	\$79,198.00
Scholarship Endowment Fund	\$100.00

Recreation and Parks Expenses by Category

Category	2025
Salaries and Benefits	\$14,041,895.00
Operating	\$7,455,383.00
Transfers, Capital, Other	\$3,501,868.00

Here is a summary of the Recreation, Parks, Historic, and Cultural Affairs Department in table form, illustrating direct costs and indirect costs. Click on the table to explore in greater detail.

This table shows the three main categories of expenditures within the Recreation, Parks, Historic, and Cultural Affairs Department across all funds. Click on the table to explore in greater detail.

Recreation and Parks General Fund Expenditures by Type

Help Share

Updated On 15 Nov, 2024

← Back ↻ History ↺ Reset

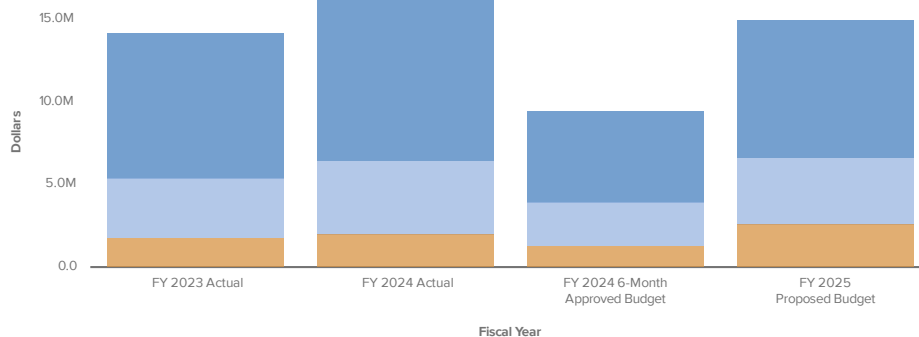
Broken down by

Expenses General Fund Recreation, Parks, Historic & C...

Bar Chart
Line Chart
Area Chart
Pie Chart
Table

Sort By Chart of Accounts

Visualization



Recreation and Parks General Fund Expenditures by Account

	FY 2023 Actual	FY 2024 Actual	FY 2024 6-Month Approved Budget	FY 2025 Proposed Budget
Salaries and Benefits				
(511100) Regular Employees	\$5,172,418	\$5,676,041	\$3,039,099	\$4,601,168
(553100) Group Insurance Contribution	\$1,268,249	\$1,387,865	\$672,218	\$1,005,811
(512400) Defined Benefit Retirement	\$1,003,259	\$944,965	\$476,192	\$974,882
(512402) Defined Contribution Retirement	\$281,319	\$385,299	\$241,815	\$406,704
(512200) Social Security (FICA)	\$340,523	\$390,071	\$233,738	\$329,015
(511105) Part Time Employees	\$319,720	\$292,016	\$172,225	\$87,500
(511200) Temporary Employees	\$4,933	\$285,862	\$264,498	\$314,415
(511300) Overtime	\$199,606	\$221,011	\$146,650	\$89,289
(511102) Budgeted Salary Contingency	\$0	\$0	\$217,948	\$302,133
(554100) Workers Comp Contribution	\$103,885	\$103,885	\$72,843	\$185,322
(512300) Medicare	\$79,639	\$91,227	\$54,667	\$76,950
(512401) Deferred Compensation	\$38,784	\$38,415	\$19,855	\$23,145
(511250) Seasonal Employees	\$0	\$3,443	\$3,000	\$0
(511101) Budgeted Salary Savings	\$0	\$0	-\$72,903	-\$87,836
SALARIES AND BENEFITS TOTAL	\$8,812,335	\$9,820,099	\$5,541,845	\$8,308,498
Operating				
(531230) Electricity	\$670,445	\$777,256	\$371,850	\$900,850
(522205) Repairs And Maintenance	\$594,732	\$611,060	\$342,825	\$575,585
(521400) Contract Services	\$158,976	\$686,637	\$527,650	\$720,700
(531105) Supplies	\$545,481	\$585,361	\$349,085	\$412,720
(531210) Water / Sewerage	\$268,236	\$375,568	\$185,000	\$403,744
(522140) Maintenance - Grounds	\$269,912	\$221,672	\$119,235	\$255,160
(522130) Custodial	\$174,890	\$228,763	\$100,708	\$4,750
(522220) Vehicle Fleet Rate	\$140,900	\$144,400	\$101,267	\$120,782
(531270) Gasoline/ Diesel	\$110,757	\$103,541	\$55,071	\$90,313
(523902) Sanitation Services	\$76,970	\$84,151	\$43,341	\$92,292
(531115) Recreation Supplies	\$101,002	\$78,076	\$55,020	\$58,470
(531220) Natural Gas	\$79,577	\$70,574	\$38,832	\$73,698
(521300) Technical Services	\$0	\$106,442	\$51,000	\$42,305
(531605) Machinery And Equipment-Operating	\$19,588	\$71,004	\$27,003	\$76,000
(531215) Stormwater Fees	\$47,601	\$52,720	\$28,797	\$58,980
(531720) Uniforms	\$46,226	\$40,089	\$27,175	\$52,000
(523852) Instruction Fees	\$0	\$49,410	\$23,500	\$26,000
(522320) Rental Of Equipment And Vehicles	\$23,444	\$19,545	\$19,217	\$27,600
(523300) Advertising	\$18,398	\$25,212	\$28,500	\$0
(522110) Disposal	\$14,210	\$12,297	\$11,250	\$29,500
(531610) Furniture/Fixtures-Operating	\$6,943	\$21,153	\$34,350	\$0
(523810) Software Licenses, Fees, and Maintenance	\$58,927	\$0	\$0	\$0
(523210) Communication Services	\$43,516	\$0	\$0	\$0
(523600) Dues And Fees	\$12,969	\$15,141	\$7,076	\$4,000
(523700) Education And Training	\$8,742	\$7,265	\$21,465	\$0
(523500) Travel	\$15,490	\$12,283	\$7,292	\$0
(523400) Printing And Binding	\$5,828	\$14,542	\$5,000	\$2,500
(521201) Professional Services	\$7,062	\$4,220	\$4,500	\$7,000
(531315) Food	\$5,727	\$7,443	\$4,600	\$0
(531250) Oil	\$2,222	\$1,926	\$802	\$6,125
(531310) Hospitality And Events	\$369	\$5,568	\$2,425	\$0
(531615) Computer Equipment-Operating	\$5,562	\$0	\$0	\$0
(523220) Postage	\$903	\$233	\$600	\$1,000
(531400) Books And Periodicals	\$437	\$912	\$650	\$0
(531710) Vietnam Memorial Bricks	\$486	\$1,116	\$125	\$0
(531240) Bottled Gas	\$501	\$443	\$300	\$0
(522210) Vehicle Repair	\$405	\$0	\$0	\$0
OPERATING TOTAL	\$3,537,434	\$4,436,023	\$2,595,511	\$4,042,074
Transfers, Capital, Other				
(551300) Information Technology Charges - Internal	\$0	\$660,527	\$420,487	\$778,550
(611355) Transfer Out - Participant Rec	\$808,586	\$141,516	\$0	\$746,229
(581100) Principal- Long Term Debt	\$374,663	\$424,512	\$214,192	\$431,414
(552400) Risk/Liability Contribution	\$288,346	\$316,976	\$149,606	\$347,245

	FY 2023 Actual	FY 2024 Actual	FY 2024 6-Month Approved Budget	FY 2025 Proposed Budget
(611366) Operating Transfer Out-SpEvnts	\$200,300	\$150,300	\$400,000	\$0
(611361) Transfer Out - Fleet Capital	\$105,882	\$217,746	\$118,623	\$262,447
(582100) Interest - Long Term Debt	\$11,092	\$67,516	\$31,824	\$60,641
(542100) Machinery	\$39,381	\$43,602	\$0	\$0
(581200) Principal - Capital Lease	\$23,670	\$6,753	\$0	\$0
(582200) Interest - Capital Lease	\$740	\$521	\$0	\$0
(611353) Transfer Out - Solid Waste	\$378	\$0	\$0	\$0
TRANSFERS, CAPITAL, OTHER TOTAL	\$1,853,039	\$2,029,969	\$1,334,732	\$2,626,526
TOTAL	\$14,202,807	\$16,286,091	\$9,472,088	\$14,977,098

Recreation Participation Fund

The Recreation Participation Fund is an enterprise fund that provides recreation programs throughout the City. This fund strives to offer quality fee-based programs, activities and events that meet the present and future leisure needs of all Roswell Citizens.

Recreation Participation Fund Revenues and Expenses

Help Share

Updated On 15 Nov, 2024

← Back ↺ History ↻ Reset

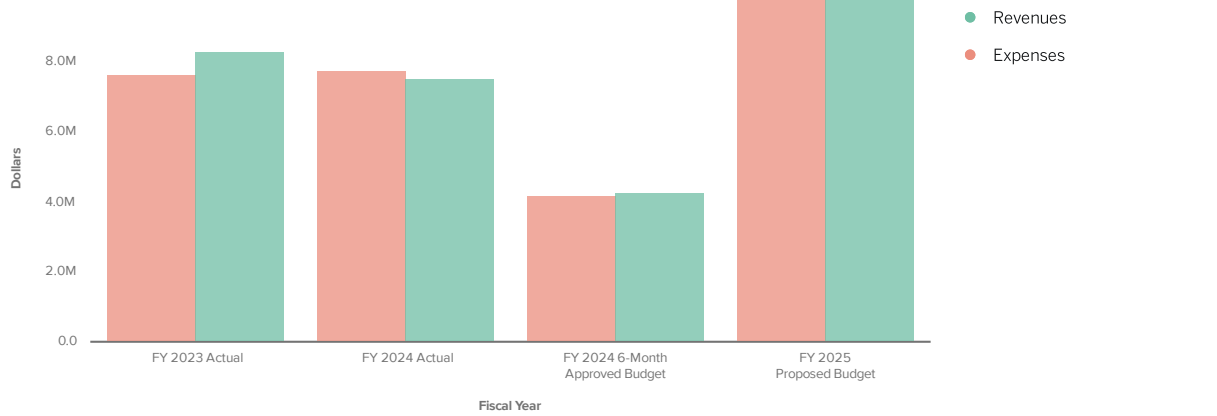
Broken down by

Types Participant Recreation Fund



Visualization

Sort By Chart of Accounts ▼



Recreation Participation Fund Revenues by Account

	FY 2023 Actual	FY 2024 Actual	FY 2024 6-Month Approved Budget	FY 2025 Proposed Budget
Charges for Service				
(347503) Athletics	\$2,393,131	\$2,524,753	\$1,569,750	\$2,800,000
(347506) Gym & Physical Fitness	\$1,366,540	\$1,216,027	\$725,000	\$1,842,467
(347906) Recreation Admin Fee	\$0	\$751,264	\$525,000	\$1,050,000
(347507) Dance, Drama, & Music	\$602,642	\$553,323	\$300,000	\$710,280
(347508) Arts & Crafts	\$501,906	\$521,515	\$290,000	\$680,719
(347504) Tennis	\$505,710	\$454,305	\$262,500	\$586,593
(347509) General Instruction Programs	\$272,023	\$530,997	\$232,000	\$651,238
(347501) General Programs	\$699,502	\$160,073	\$130,000	\$410,358
(347505) Swimming	\$140,932	\$377,078	\$157,500	\$383,000
(347513) Senior Adult Center	\$217,635	\$112,634	\$33,750	\$75,000
(347202) Other Rental Fees	\$462,903	-\$29,275	\$0	\$0
(347514) Adult Aquatics Center	\$179,581	\$3,911	\$2,000	\$5,000
(347512) Rec & Parks Miscellaneous	\$28,763	\$31,207	\$24,000	\$0
(347905) Convenience Fee	\$23,688	\$2	\$0	\$0
(347510) Rec & Parks Contributions	\$708	-\$675	\$0	\$0
CHARGES FOR SERVICE TOTAL	\$7,395,665	\$7,207,137	\$4,251,500	\$9,194,655
Miscellaneous Revenues				
(391201) Operating Transfer In	\$808,586	\$141,516	\$0	\$746,229
MISCELLANEOUS REVENUES TOTAL	\$808,586	\$141,516	\$0	\$746,229
Interest Income				
(361000) Interest Revenues	\$98,445	\$178,961	\$46,600	\$0
INTEREST INCOME TOTAL	\$98,445	\$178,961	\$46,600	\$0
TOTAL	\$8,302,695	\$7,527,614	\$4,298,100	\$9,940,884

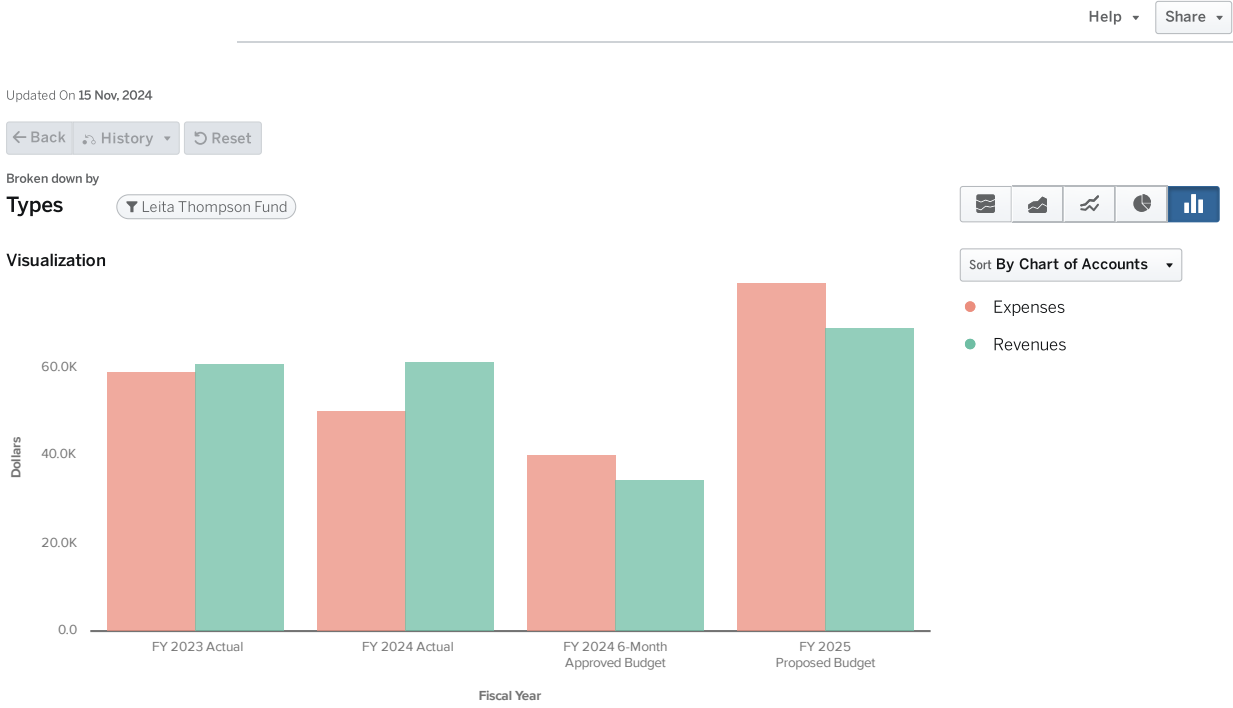
Recreation Participation Fund Expenses by Account

	FY 2023 Actual	FY 2024 Actual	FY 2024 6-Month Approved Budget	FY 2025 Proposed Budget
Salaries and Benefits				
(511200) Temporary Employees	\$1,538,339	\$1,394,387	\$774,340	\$1,484,512
(511100) Regular Employees	\$1,139,030	\$1,091,086	\$581,546	\$2,377,713
(511250) Seasonal Employees	\$421,268	\$452,666	\$239,948	\$481,000
(553100) Group Insurance Contribution	\$327,836	\$311,400	\$132,408	\$492,335
(512200) Social Security (FICA)	\$189,877	\$181,493	\$101,555	\$276,458
(512400) Defined Benefit Retirement	\$25,268	\$186,992	\$65,991	\$142,475
(512402) Defined Contribution Retirement	\$73,088	\$89,394	\$57,268	\$181,509
(554100) Workers Comp Contribution	\$68,851	\$68,851	\$38,806	\$98,724
(511102) Budgeted Salary Contingency	\$0	\$0	\$46,627	\$151,762
(512300) Medicare	\$44,408	\$42,447	\$23,759	\$64,662
(512401) Deferred Compensation	\$7,757	\$7,693	\$3,952	\$18,361
(511300) Overtime	\$83	\$19,019	\$4,000	\$8,000
(511105) Part Time Employees	\$7,969	\$2,423	\$0	\$0
(511101) Budgeted Salary Savings	\$0	\$0	-\$8,650	-\$44,114
SALARIES AND BENEFITS TOTAL	\$3,843,775	\$3,847,850	\$2,061,550	\$5,733,397
Operating				
(523852) Instruction Fees	\$1,944,026	\$2,144,875	\$1,123,073	\$2,221,890
(531115) Recreation Supplies	\$732,210	\$754,795	\$507,859	\$866,815
(521400) Contract Services	\$294,251	\$34,117	\$31,150	\$44,300
(523600) Dues And Fees	\$47,139	\$109,351	\$62,474	\$116,936
(523901) Bank Fees / Charges	\$94,617	\$26,149	\$13,250	\$26,100
(531105) Supplies	\$8,208	\$12,715	\$13,000	\$27,000
(523300) Advertising	\$23,259	\$3,823	\$3,500	\$4,000
(523500) Travel	\$7,371	\$7,603	\$6,431	\$10,300
(523400) Printing And Binding	\$12,973	\$3,519	\$7,500	\$7,500
(531605) Machinery And Equipment-Operating	\$14,515	\$5,057	\$0	\$0
(523810) Software Licenses, Fees, and Maintenance	\$19,368	\$0	\$0	\$0
(523700) Education And Training	\$2,380	\$3,026	\$11,000	\$2,270
(531720) Uniforms	\$5,039	\$5,063	\$0	\$6,000
(523210) Communication Services	\$4,970	\$0	\$0	\$0
(522205) Repairs And Maintenance	\$174	\$3,610	\$0	\$0
(522220) Vehicle Fleet Rate	\$0	\$0	\$2,793	\$0
(522320) Rental Of Equipment And Vehicles	\$2,616	\$0	\$0	\$0
(531310) Hospitality And Events	\$0	\$0	\$475	\$1,000
(523220) Postage	\$287	\$430	\$0	\$0
OPERATING TOTAL	\$3,213,403	\$3,114,133	\$1,782,505	\$3,334,111
Transfers, Capital, Other				
(551110) Indirect Costs	\$458,586	\$523,351	\$246,909	\$646,400
(551300) Information Technology Charges - Internal	\$0	\$141,077	\$63,619	\$157,106
(552400) Risk/Liability Contribution	\$54,246	\$59,632	\$30,907	\$71,736
(561001) Building- Depreciation	\$28,470	\$25,330	\$0	\$0
(561003) Site Improvement- Depreciation	\$25,007	\$25,057	\$0	\$0
(561004) Machinery & Equipment- Depreciation	\$21,570	\$17,328	\$0	\$0
(611357) Transfer Out - General Fund	\$6,953	\$0	\$0	\$0
(561005) Vehicles-depreciation	\$2,807	\$2,807	\$0	\$0
TRANSFERS, CAPITAL, OTHER TOTAL	\$597,639	\$794,583	\$341,435	\$875,242
TOTAL	\$7,654,817	\$7,756,566	\$4,185,490	\$9,942,750

Leita Thompson Fund

The Leita Thompson Fund is utilized to account for revenues and expenditures associated with the apartments located on the donated 107 acres of property known as the Leita Thompson property. In accordance with an agreement between the City of Roswell and the Leitalift Foundation for the acceptance of the donated land and its assets in May 2001, the City provides a safe, clean, and comfortable quality of lifestyle for the elderly retired residents who live in the apartments on the property for a period of five years. While the City continues to operate the rental property, the obligation has ended.

Leita Thompson Fund Revenues and Expenses



Leita Thompson Fund Revenues by Account

	FY 2023 Actual	FY 2024 Actual	FY 2024 6-Month Approved Budget	FY 2025 Proposed Budget
Miscellaneous Revenues				
(381110) Leita T. - Rent Income	\$61,012	\$61,442	\$34,625	\$69,252
MISCELLANEOUS REVENUES TOTAL	\$61,012	\$61,442	\$34,625	\$69,252
TOTAL	\$61,012	\$61,442	\$34,625	\$69,252

Leita Thompson Fund Expenses by Account

	FY 2023 Actual	FY 2024 Actual	FY 2024 6-Month Approved Budget	FY 2025 Proposed Budget
Operating				
(521300) Technical Services	\$0	\$6,906	\$3,185	\$7,000
(522140) Maintenance - Grounds	\$27,220	\$24,500	\$15,000	\$30,000
(522205) Repairs And Maintenance	\$21,468	\$5,734	\$12,815	\$25,000
(531105) Supplies	\$1,437	\$3,657	\$3,000	\$6,000
(523902) Sanitation Services	\$342	\$376	\$193	\$1,070
(531210) Water / Sewerage	\$3,234	\$4,366	\$3,300	\$5,088
(531230) Electricity	\$5,678	\$4,627	\$2,750	\$5,040
OPERATING TOTAL	\$59,378	\$50,165	\$40,243	\$79,198
TOTAL	\$59,378	\$50,165	\$40,243	\$79,198

Police Department

The Roswell Police Department vows to protect life and property, preserve the peace, and strives to prevent crime, fear, and disorder in the City of Roswell in partnership with all of those who live, work, and travel through our city.

Police Expenditures by Fund

Category	2025
General Fund	\$33,789,312.00
E-911 Fund	\$3,720,697.00

Police Expenditures by Category

Category	2025
Salaries and Benefits	\$26,902,186.00
Transfers, Capital, Other	\$6,885,200.00
Operating	\$3,722,623.00

Here is a summary of the Police Department in table form, illustrating direct costs and indirect costs. Click on the table to explore in greater detail.

This table shows the three main categories of expenditures within the Police Department across all funds. Click on the table to explore in greater detail.

Police General Fund Expenditures by Type

Help Share

Updated On 15 Nov, 2024

← Back ↺ History ↺ Reset

Broken down by

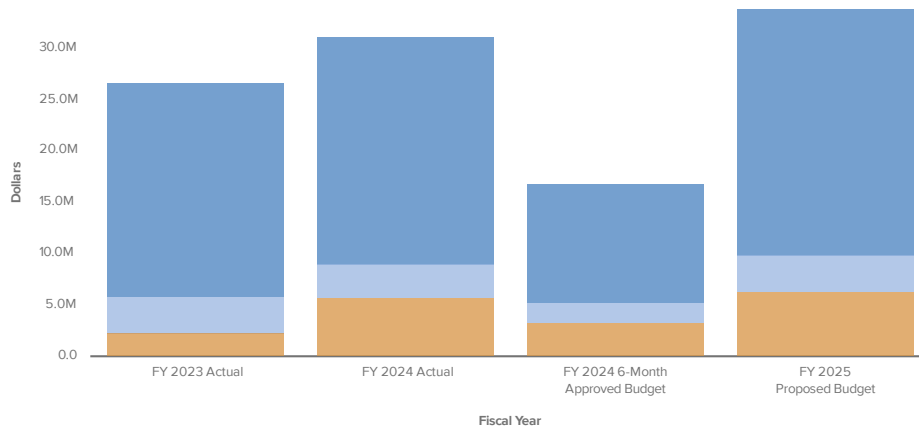
Expenses General Fund Police Department



Sort By **Chart of Accounts**

- Salaries and Benefits
- Operating
- Transfers, Capital, Other

Visualization



Police General Fund Expenditures by Account

	FY 2023 Actual	FY 2024 Actual	FY 2024 6-Month Approved Budget	FY 2025 Proposed Budget
Salaries and Benefits				
(511100) Regular Employees	\$13,909,007	\$14,749,513	\$7,745,230	\$14,943,122
(511101) Budgeted Salary Savings	\$0	\$0	\$0	-\$294,307
(511102) Budgeted Salary Contingency	\$0	\$0	\$43,140	\$1,787,387
(511105) Part Time Employees	\$34,274	\$48,287	\$20,000	\$0
(511300) Overtime	\$224,496	\$192,095	\$77,200	\$151,980
(512200) Social Security (FICA)	\$848,076	\$900,011	\$488,909	\$1,028,470
(512300) Medicare	\$198,663	\$210,680	\$114,344	\$240,532
(512400) Defined Benefit Retirement	\$1,768,039	\$1,753,279	\$899,181	\$1,797,732
(512401) Deferred Compensation	\$77,629	\$82,204	\$41,775	\$87,018
(512402) Defined Contribution Retirement	\$945,432	\$1,272,335	\$667,061	\$1,460,187
(512904) Employee Assistance Program	\$15,600	\$0	\$0	\$0
(553100) Group Insurance Contribution	\$2,521,560	\$2,799,802	\$1,318,350	\$2,417,430
(554100) Workers Comp Contribution	\$191,927	\$191,927	\$99,679	\$253,599
SALARIES AND BENEFITS TOTAL	\$20,734,703	\$22,200,134	\$11,514,869	\$23,873,150
Operating				
(521201) Professional Services	\$45,743	\$151,012	\$192,100	\$324,300
(521203) Animal Control	\$100,410	\$166,964	\$127,420	\$254,840
(521300) Technical Services	\$94,793	\$12,694	\$5,653	\$13,391
(521400) Contract Services	\$514	\$80,970	\$38,584	\$1,500
(522140) Maintenance - Grounds	\$4,912	\$1,370	\$0	\$0
(522205) Repairs And Maintenance	\$31,112	\$41,114	\$41,750	\$43,225
(522210) Vehicle Repair	\$7,219	\$1,594	\$7,500	\$0
(522310) Rental Of Land And Buildings	\$11,200	\$5,000	\$15,600	\$5,000
(522320) Rental Of Equipment And Vehicles	\$4,575	\$576	\$0	\$0
(523220) Postage	\$4,761	\$4,040	\$2,500	\$2,500
(523300) Advertising	\$170	\$156	\$0	\$0
(523400) Printing And Binding	\$0	\$1,756	\$0	\$0
(523500) Travel	\$63,473	\$90,450	\$63,598	\$13,250
(523600) Dues And Fees	\$9,915	\$5,364	\$12,093	\$4,200
(523700) Education And Training	\$67,803	\$101,287	\$49,768	\$27,700
(531105) Supplies	\$290,988	\$239,410	\$134,320	\$390,890
(531310) Hospitality And Events	\$757	\$875	\$2,000	\$0
(531315) Food	\$400	\$883	\$2,000	\$0
(531400) Books And Periodicals	\$2,151	\$2,765	\$2,000	\$5,000
(531605) Machinery And Equipment-Operating	\$72,671	\$71,307	\$24,768	\$59,900
(531610) Furniture/Fixtures-Operating	\$6,324	\$2,203	\$3,100	\$500
(531720) Uniforms	\$155,518	\$153,439	\$89,395	\$113,800
(522220) Vehicle Fleet Rate	\$631,700	\$631,700	\$355,439	\$802,319
(523210) Communication Services	\$770,089	\$852,987	\$439,288	\$963,326
(523810) Software Licenses, Fees, and Maintenance	\$232,018	\$120	\$0	\$0
(531250) Oil	\$15,501	\$16,291	\$8,118	\$17,926
(531270) Gasoline/ Diesel	\$513,754	\$572,729	\$292,901	\$490,493
(531615) Computer Equipment-Operating	\$405,472	\$0	\$0	\$0
(531620) Communication Equipment-Operating	\$810	\$22,606	\$12,450	\$24,000
OPERATING TOTAL	\$3,544,754	\$3,231,663	\$1,922,345	\$3,558,060
Transfers, Capital, Other				
(542100) Machinery	\$13,999	\$0	\$0	\$0
(551300) Information Technology Charges - Internal	\$0	\$2,533,413	\$1,203,045	\$2,934,858
(552400) Risk/Liability Contribution	\$455,775	\$501,643	\$221,950	\$515,161
(611350) Transfers Out - Cap Projects	\$0	\$175,000	\$0	\$0
(611351) Transfer Out - Fed Grant	\$0	\$18,000	\$18,000	\$0
(611354) Transfer Out - E911	\$480,795	\$842,184	\$800,000	\$900,000
(611361) Transfer Out - Fleet Capital	\$1,332,521	\$1,666,061	\$860,540	\$2,008,083
(581100) Principal- Long Term Debt	\$0	\$0	\$221,020	\$0
(581200) Principal - Capital Lease	\$15,245	\$0	\$0	\$0
(582100) Interest - Long Term Debt	\$0	\$0	\$38,340	\$0
(582200) Interest - Capital Lease	\$477	\$0	\$0	\$0
TRANSFERS, CAPITAL, OTHER TOTAL	\$2,298,812	\$5,736,301	\$3,362,895	\$6,358,102
TOTAL	\$26,578,269	\$31,168,098	\$16,800,109	\$33,789,312

E-911 Fund

E-911 Fund Revenues and Expenses

Help ▾ Share ▾

Updated On 15 Nov, 2024

← Back ↻ History ↺ Reset

Broken down by

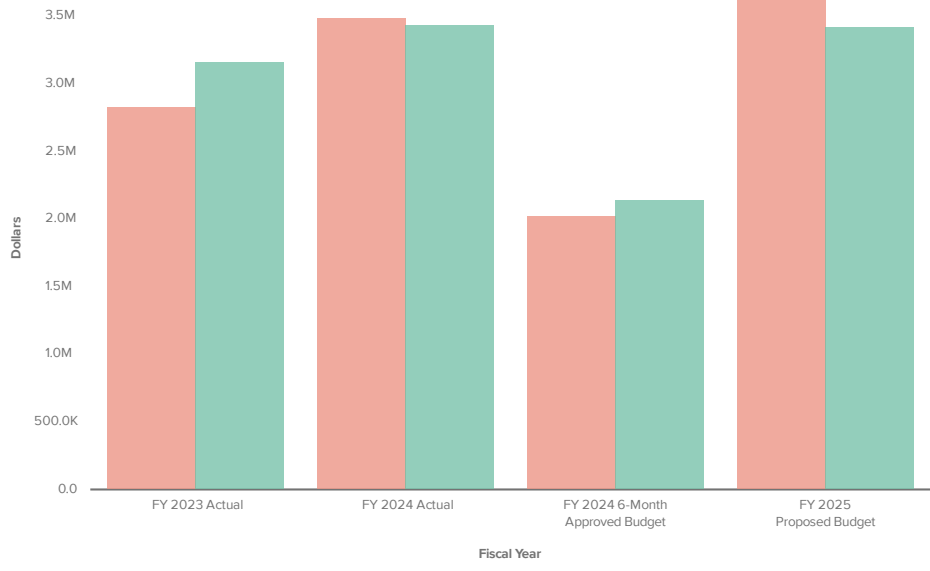
Types E-911 Fund



Sort By Chart of Accounts ▾

- Revenues
- Expenses

Visualization



E-911 Fund Revenues by Account

	FY 2023 Actual	FY 2024 Actual	FY 2024 6-Month Approved Budget	FY 2025 Proposed Budget
Business Taxes				
(314900) Excise Tax - Other	\$1,435	\$1,312	\$0	\$0
BUSINESS TAXES TOTAL	\$1,435	\$1,312	\$0	\$0
Miscellaneous Revenues				
(391201) Operating Transfer In	\$480,795	\$842,184	\$800,000	\$900,000
MISCELLANEOUS REVENUES TOTAL	\$480,795	\$842,184	\$800,000	\$900,000
Charges for Service				
(342500) E911 Charges	\$2,612,258	\$2,526,132	\$1,307,500	\$2,450,000
(342920) Mountain Park	\$16,034	\$17,307	\$8,396	\$17,949
(342921) National Park Service	\$47,967	\$41,230	\$20,616	\$41,232
CHARGES FOR SERVICE TOTAL	\$2,676,259	\$2,584,669	\$1,336,512	\$2,509,181
Interest Income				
(361000) Interest Revenues	\$11,509	\$19,494	\$5,300	\$17,500
INTEREST INCOME TOTAL	\$11,509	\$19,494	\$5,300	\$17,500
TOTAL	\$3,169,998	\$3,447,660	\$2,141,812	\$3,426,681

E-911 Fund Expenses by Account

	FY 2023 Actual	FY 2024 Actual	FY 2024 6-Month Approved Budget	FY 2025 Proposed Budget
Salaries and Benefits				
(511100) Regular Employees	\$1,314,612	\$1,777,380	\$940,557	\$1,844,983
(511101) Budgeted Salary Savings	\$0	\$0	\$0	-\$34,565
(511102) Budgeted Salary Contingency	\$0	\$0	\$0	\$118,893
(511105) Part Time Employees	\$45,253	\$35,373	\$23,548	\$47,096
(511300) Overtime	\$152,101	\$162,888	\$95,182	\$162,192
(512200) Social Security (FICA)	\$90,429	\$119,290	\$65,676	\$132,594
(512300) Medicare	\$21,149	\$27,899	\$15,360	\$31,010
(512400) Defined Benefit Retirement	\$88,272	\$93,695	\$72,438	\$132,998
(512401) Deferred Compensation	\$4,909	\$7,117	\$3,709	\$7,708
(512402) Defined Contribution Retirement	\$101,849	\$171,385	\$87,120	\$192,978
(553100) Group Insurance Contribution	\$416,208	\$348,342	\$204,450	\$383,090
(554100) Workers Comp Contribution	\$8,375	\$8,375	\$3,954	\$10,059
SALARIES AND BENEFITS TOTAL	\$2,243,156	\$2,751,744	\$1,511,994	\$3,029,036
Operating				
(521300) Technical Services	\$16,935	\$13,925	\$5,350	\$14,000
(521400) Contract Services	\$52,991	\$49,248	\$24,624	\$49,248
(522205) Repairs And Maintenance	\$11,168	\$5,065	\$8,282	\$5,000
(522320) Rental Of Equipment And Vehicles	\$1,208	\$0	\$0	\$0
(523500) Travel	\$24,256	\$17,900	\$11,250	\$22,500
(523600) Dues And Fees	\$8,093	\$7,257	\$6,125	\$12,400
(523700) Education And Training	\$17,030	\$28,325	\$15,735	\$31,469
(531105) Supplies	\$6,694	\$4,664	\$2,500	\$7,500
(531310) Hospitality And Events	\$0	\$1,018	\$725	\$2,500
(531400) Books And Periodicals	\$200	\$405	\$250	\$500
(531605) Machinery And Equipment-Operating	\$2,235	\$423	\$1,250	\$2,500
(531610) Furniture/Fixtures-Operating	\$12,709	\$960	\$2,000	\$2,000
(531720) Uniforms	\$2,749	\$4,095	\$2,250	\$6,000
(523210) Communication Services	\$86,635	\$0	\$0	\$0
(523810) Software Licenses, Fees, and Maintenance	\$35,512	\$0	\$0	\$0
(531230) Electricity	\$7,054	\$8,416	\$4,350	\$8,946
(531270) Gasoline/ Diesel	\$0	\$22	\$12	\$0
(531615) Computer Equipment-Operating	\$23,802	\$0	\$0	\$0
(531620) Communication Equipment-Operating	\$2,474	\$1,390	\$0	\$0
OPERATING TOTAL	\$311,746	\$143,114	\$84,703	\$164,563
Transfers, Capital, Other				
(551110) Indirect Costs	\$281,026	\$155,273	\$100,463	\$237,432
(551300) Information Technology Charges - Internal	\$0	\$439,811	\$333,120	\$289,666
(581200) Principal - Capital Lease	\$2,277	\$0	\$0	\$0
(582200) Interest - Capital Lease	\$71	\$0	\$0	\$0
TRANSFERS, CAPITAL, OTHER TOTAL	\$283,374	\$595,084	\$433,583	\$527,098
TOTAL	\$2,838,275	\$3,489,942	\$2,030,280	\$3,720,697

Environmental/Public Works Department

To protect and enhance the environment for our community as we strive to exceed expectations every day with caring and efficient responsiveness.

Environmental/Public Works Expenses by Fund

Category	2025
Solid Waste Fund	\$14,365,596.00
Water and Sewer Fund	\$5,775,044.00
Stormwater Utility Fund	\$4,603,778.00
General Fund	\$3,194,657.00
Capital Project Fund	\$3,016,212.00
Other	\$2,094,175.00

Environmental/Public Works Expenses by Category

Category	2025
Operating	\$12,128,954.00
Transfers, Capital, Other	\$10,489,252.00
Salaries and Benefits	\$10,431,256.00

Here is a summary of the Environmental/Public Works Department in table form, illustrating direct costs and indirect costs. Click on the table to explore in greater detail.

This table shows the three main categories of expenditures within the Environmental/Public Works Department across all funds. Click on the table to explore in greater detail.

Environmental/Public Works General Fund Expenditures by Type

Help Share

Updated On 15 Nov, 2024

Back History Reset

Broken down by

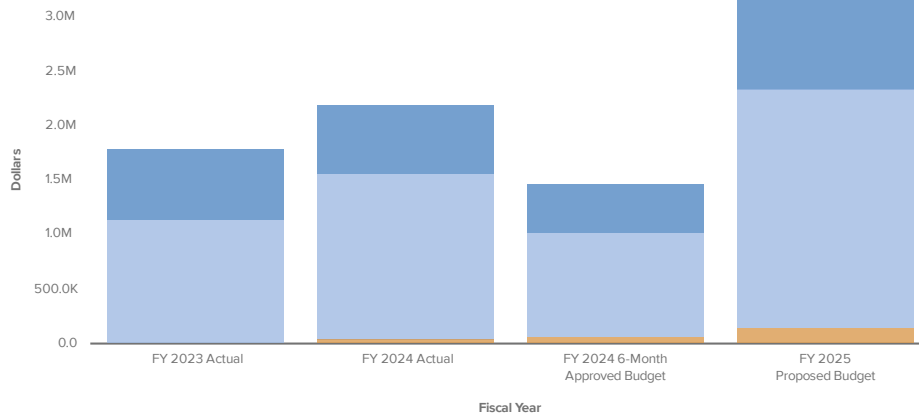
Expenses General Fund Environmental / Public Works D...



Sort By Chart of Accounts

- Salaries and Benefits
- Operating
- Transfers, Capital, Other

Visualization



Environmental/Public Works General Fund Expenditures by Account

	FY 2023 Actual	FY 2024 Actual	FY 2024 6-Month Approved Budget	FY 2025 Proposed Budget
Salaries and Benefits				
(511100) Regular Employees	\$374,111	\$406,138	\$287,603	\$543,513
(511101) Budgeted Salary Savings	\$0	\$0	-\$3,878	-\$15,974
(511102) Budgeted Salary Contingency	\$0	\$0	\$13,672	\$35,543
(511105) Part Time Employees	\$17,451	\$16,728	\$12,084	\$0
(511300) Overtime	\$2,594	\$7,687	\$2,500	\$0
(512200) Social Security (FICA)	\$22,757	\$26,259	\$19,344	\$35,262
(512300) Medicare	\$5,322	\$6,141	\$4,524	\$8,248
(512400) Defined Benefit Retirement	\$80,056	\$55,224	\$16,725	\$35,408
(512401) Deferred Compensation	\$3,167	\$2,942	\$1,846	\$4,379
(512402) Defined Contribution Retirement	\$26,648	\$35,684	\$33,211	\$79,236
(553100) Group Insurance Contribution	\$120,864	\$73,159	\$58,163	\$110,964
(554100) Workers Comp Contribution	\$0	\$0	\$3,930	\$9,997
SALARIES AND BENEFITS TOTAL	\$652,970	\$629,960	\$449,724	\$846,576
Operating				
(521201) Professional Services	\$0	\$385	\$0	\$0
(521300) Technical Services	\$0	\$28,857	\$14,665	\$179,478
(521400) Contract Services	\$0	\$0	\$0	\$102,000
(522130) Custodial	\$160,074	\$199,760	\$120,449	\$12,800
(522205) Repairs And Maintenance	\$276,232	\$424,179	\$332,791	\$577,213
(522310) Rental Of Land And Buildings	\$0	\$19,267	\$12,500	\$0
(522320) Rental Of Equipment And Vehicles	\$5,091	\$7,315	\$4,000	\$0
(523220) Postage	\$51	\$70	\$50	\$50
(523500) Travel	\$266	\$237	\$250	\$0
(523600) Dues And Fees	\$0	\$175	\$150	\$0
(523700) Education And Training	\$4,980	\$2,030	\$3,250	\$0
(531105) Supplies	\$70,649	\$90,459	\$74,675	\$134,907
(531605) Machinery And Equipment-Operating	\$314	\$7,944	\$15,000	\$5,000
(531610) Furniture/Fixtures-Operating	\$0	\$15,197	\$2,500	\$0
(531720) Uniforms	\$1,316	\$2,844	\$4,500	\$0
(522220) Vehicle Fleet Rate	\$0	\$0	\$2,873	\$9,194
(523210) Communication Services	\$1	\$36	\$0	\$0
(523810) Software Licenses, Fees, and Maintenance	\$843	\$0	\$0	\$0
(523902) Sanitation Services	\$54,895	\$61,369	\$31,308	\$84,405
(531210) Water / Sewerage	\$38,431	\$46,502	\$21,800	\$110,833
(531215) Stormwater Fees	\$17,100	\$19,162	\$10,327	\$27,336
(531220) Natural Gas	\$57,674	\$48,008	\$24,866	\$97,460
(531230) Electricity	\$451,439	\$542,466	\$277,750	\$848,830
(531270) Gasoline/ Diesel	\$4,991	\$4,456	\$2,906	\$3,758
(531615) Computer Equipment-Operating	\$1,755	\$0	\$0	\$0
OPERATING TOTAL	\$1,146,103	\$1,520,716	\$956,610	\$2,193,264
Transfers, Capital, Other				
(551300) Information Technology Charges - Internal	\$0	\$41,103	\$28,822	\$73,662
(552400) Risk/Liability Contribution	\$0	\$0	\$29,477	\$68,418
(611361) Transfer Out - Fleet Capital	\$0	\$10,568	\$5,284	\$12,737
(581200) Principal - Capital Lease	\$1,722	\$0	\$0	\$0
(582200) Interest - Capital Lease	\$54	\$0	\$0	\$0
TRANSFERS, CAPITAL, OTHER TOTAL	\$1,776	\$51,671	\$63,583	\$154,817
TOTAL	\$1,800,849	\$2,202,347	\$1,469,917	\$3,194,657

Solid Waste Fund

Solid Waste Fund Revenues and Expenses

Help ▾ Share ▾

Updated On 15 Nov, 2024

← Back ↻ History ↺ Reset

Broken down by

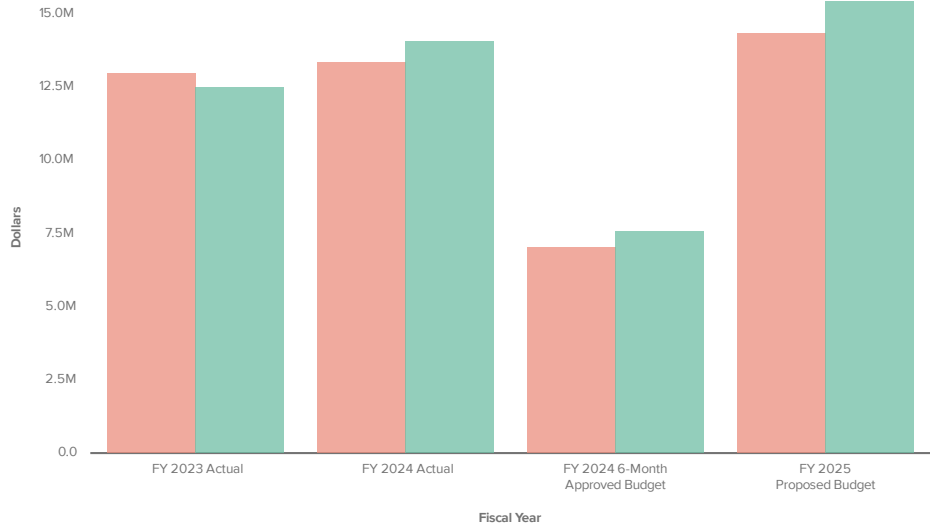
Types ▾ Solid Waste Fund



Sort By Chart of Accounts ▾

- Revenues
- Expenses

Visualization



Solid Waste Fund Revenues by Account

	FY 2023 Actual	FY 2024 Actual	FY 2024 6-Month Approved Budget	FY 2025 Proposed Budget
Charges for Service				
(344111) Residential Refuse Collect	\$7,903,030	\$8,846,429	\$4,833,133	\$9,825,000
(344112) Commercial Refuse Collect	\$4,403,677	\$4,896,174	\$2,614,604	\$5,328,000
(344160) Solid Waste Recycling Fees	\$137,407	\$131,775	\$79,116	\$135,000
(344162) Large Item Fees	\$53,445	\$48,506	\$32,670	\$50,000
(341905) Other/Misc. Fees	\$0	\$12,291	\$0	\$0
(344191) Dumpster Set Up Fees	\$855	\$823	\$550	\$800
(344115) Utility Billing Lien Revenue	\$11	\$0	\$0	\$0
CHARGES FOR SERVICE TOTAL	\$12,498,425	\$13,935,997	\$7,560,073	\$15,338,800
Interest Income				
(361000) Interest Revenues	\$72,768	\$113,931	\$34,200	\$70,000
(361010) Unrealized Invest Gains	-\$75,515	\$0	\$0	\$0
INTEREST INCOME TOTAL	-\$2,747	\$113,931	\$34,200	\$70,000
Miscellaneous Revenues				
(392100) Sale Of Assets	\$69,758	\$111,975	\$0	\$0
(391201) Operating Transfer In	\$378	\$0	\$0	\$0
(392200) Gain On Property Sale	-\$36,714	-\$74,806	\$0	\$0
MISCELLANEOUS REVENUES TOTAL	\$33,422	\$37,169	\$0	\$0
TOTAL	\$12,529,099	\$14,087,097	\$7,594,273	\$15,408,800

Solid Waste Fund Expenses by Account

	FY 2023 Actual	FY 2024 Actual	FY 2024 6-Month Approved Budget	FY 2025 Proposed Budget
Salaries and Benefits				
(511100) Regular Employees	\$2,547,890	\$2,475,558	\$1,337,272	\$2,696,666
(511101) Budgeted Salary Savings	\$0	\$0	-\$19,260	-\$51,475
(511102) Budgeted Salary Contingency	\$0	\$0	\$82,173	\$177,067
(511105) Part Time Employees	\$82,382	\$57,981	\$18,251	\$71,502
(511200) Temporary Employees	\$0	\$0	\$21,500	\$0
(511300) Overtime	\$108,474	\$111,418	\$46,600	\$93,100
(512200) Social Security (FICA)	\$162,754	\$158,982	\$92,167	\$185,187
(512300) Medicare	\$38,045	\$37,181	\$21,556	\$43,312
(512400) Defined Benefit Retirement	\$408,682	\$600,227	\$206,079	\$389,220
(512401) Deferred Compensation	\$10,431	\$10,833	\$5,798	\$11,428
(512402) Defined Contribution Retirement	\$155,337	\$173,411	\$99,909	\$223,601
(553100) Group Insurance Contribution	\$788,506	\$753,299	\$351,712	\$694,846
(554100) Workers Comp Contribution	\$154,226	\$154,226	\$74,759	\$190,195
SALARIES AND BENEFITS TOTAL	\$4,456,725	\$4,533,116	\$2,338,516	\$4,724,649
Operating				
(521201) Professional Services	\$0	\$19,925	\$0	\$0
(521300) Technical Services	\$0	\$3,394	\$800	\$0
(521400) Contract Services	\$3,718,307	\$3,895,552	\$2,080,352	\$4,076,192
(522110) Disposal	\$1,693,214	\$1,668,814	\$969,347	\$1,855,000
(522130) Custodial	\$19,368	\$15,323	\$15,825	\$14,500
(522140) Maintenance - Grounds	\$14,811	\$12,720	\$8,480	\$0
(522205) Repairs And Maintenance	\$29,732	\$20,083	\$10,400	\$3,500
(522210) Vehicle Repair	\$43	\$0	\$0	\$150
(522320) Rental Of Equipment And Vehicles	\$276	\$0	\$1,000	\$2,500
(523220) Postage	\$122	\$56	\$2,600	\$350
(523400) Printing And Binding	\$1,226	\$399	\$500	\$1,000
(523500) Travel	\$382	\$448	\$1,925	\$4,000
(523600) Dues And Fees	\$2,080	\$976	\$647	\$1,443
(523700) Education And Training	\$663	\$915	\$1,068	\$2,000
(523800) Licenses	\$255	\$35	\$318	\$675
(523851) Contracted Temporary Labor	\$21,622	\$0	\$0	\$0
(531105) Supplies	\$49,021	\$53,009	\$35,662	\$72,825
(531240) Bottled Gas	\$2,449	\$2,625	\$2,250	\$4,000
(531310) Hospitality And Events	\$427	\$332	\$163	\$250
(531315) Food	\$0	\$122	\$350	\$700
(531400) Books And Periodicals	\$0	\$0	\$25	\$100
(531605) Machinery And Equipment-Operating	\$41,419	\$41,159	\$35,750	\$97,000
(531625) Dumpster - Equipment Op	\$52,026	\$59,130	\$40,000	\$90,000
(531720) Uniforms	\$28,423	\$30,928	\$16,904	\$35,350
(522220) Vehicle Fleet Rate	\$698,100	\$698,100	\$362,833	\$451,905
(523210) Communication Services	\$30,468	\$0	\$0	\$0
(523901) Bank Fees / Charges	\$17,039	\$17,072	\$8,750	\$16,400
(523902) Sanitation Services	\$2,231	\$1,877	\$966	\$0
(531210) Water / Sewerage	\$6,581	\$5,192	\$3,150	\$0
(531215) Stormwater Fees	\$128	\$108	\$114	\$0
(531220) Natural Gas	\$4,587	\$6,746	\$2,805	\$0
(531230) Electricity	\$17,785	\$16,317	\$11,500	\$1,197
(531250) Oil	\$8,824	\$6,777	\$4,557	\$7,458
(531270) Gasoline/ Diesel	\$272,662	\$249,101	\$135,695	\$258,848
(531615) Computer Equipment-Operating	\$1,349	\$0	\$0	\$0
OPERATING TOTAL	\$6,735,621	\$6,827,236	\$3,754,736	\$6,997,343
Transfers, Capital, Other				
(541200) Site Improvements	\$818,126	\$485,994	\$0	\$60,000
(542100) Machinery	\$101,518	\$1,289	\$0	\$0
(542200) Vehicles	\$788,937	\$346,351	\$60,000	\$400,000
(549999) Contra- Capital Expense Account	-\$1,708,581	-\$887,764	\$0	\$0
(561001) Building- Depreciation	\$37,741	\$37,551	\$0	\$0
(561002) Infrastructure- Depreciation	\$8,049	\$4,675	\$0	\$0
(561004) Machinery & Equipment- Depreciation	\$41,320	\$43,409	\$0	\$0

	FY 2023 Actual	FY 2024 Actual	FY 2024 6-Month Approved Budget	FY 2025 Proposed Budget
(561005) Vehicles-depreciation	\$319,189	\$335,372	\$0	\$0
(551110) Indirect Costs	\$1,251,587	\$1,226,292	\$594,843	\$1,287,733
(551300) Information Technology Charges - Internal	\$0	\$324,569	\$189,027	\$373,625
(552400) Risk/Liability Contribution	\$63,380	\$69,059	\$91,766	\$212,992
(611357) Transfer Out - General Fund	\$1,593	\$0	\$0	\$0
(611361) Transfer Out - Fleet Capital	\$64,850	\$36,395	\$18,198	\$43,866
(581100) Principal- Long Term Debt	\$0	\$0	\$0	\$246,969
(582100) Interest - Long Term Debt	\$12,789	\$15,773	\$8,250	\$18,419
TRANSFERS, CAPITAL, OTHER TOTAL	\$1,800,499	\$2,038,964	\$962,084	\$2,643,604
TOTAL	\$12,992,845	\$13,399,316	\$7,055,336	\$14,365,596

Water and Sewer Fund

Water and Sewer Fund Revenues and Expenses

Help Share

Updated On 15 Nov, 2024

← Back ↺ History ↻ Reset

Broken down by

Types

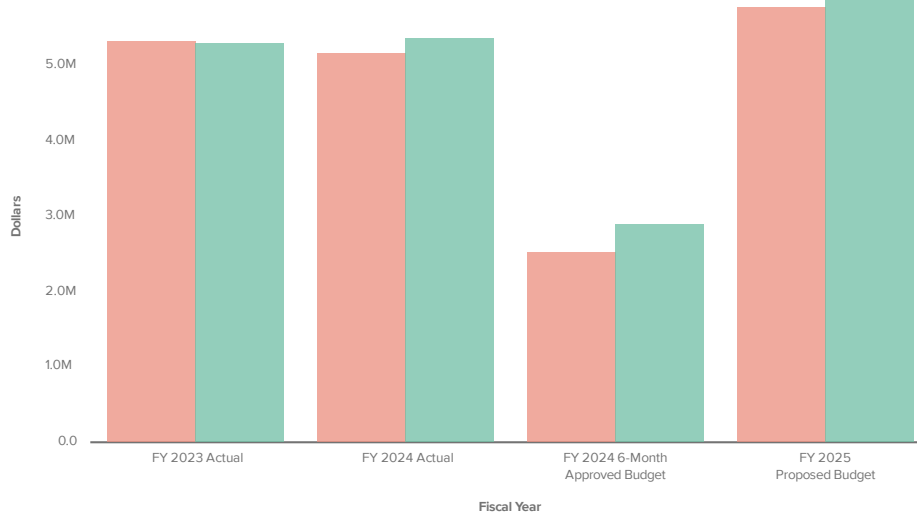
▼ Water and Sewer Fund



Sort By Chart of Accounts ▼

- Revenues
- Expenses

Visualization



Water and Sewer Fund Revenues by Account

	FY 2023 Actual	FY 2024 Actual	FY 2024 6-Month Approved Budget	FY 2025 Proposed Budget
Charges for Service				
(344210) Water Charges	\$4,053,529	\$4,518,907	\$2,393,360	\$4,920,000
(344255) Sewerage Charges	\$350,030	\$282,743	\$196,175	\$412,000
(344700) Utility Bill Late Charges	\$227,741	\$296,612	\$117,500	\$305,000
(344218) Capacity Fees	\$422,200	\$72,300	\$104,955	\$150,000
(344216) Meter Fees	\$201,460	\$107,020	\$65,050	\$128,000
(344217) Water Service Stop Fees	\$12,550	\$19,650	\$5,786	\$20,000
(341905) Other/Misc. Fees	\$11,665	\$18,556	\$0	\$0
(344215) Reconnect Fees	\$150	\$450	\$0	\$300
(349300) Bad Check Fees	\$30	\$135	\$0	\$0
CHARGES FOR SERVICE TOTAL	\$5,279,355	\$5,316,373	\$2,882,826	\$5,935,300
Interest Income				
(361000) Interest Revenues	\$99,354	\$50,882	\$28,500	\$42,000
(361010) Unrealized Invest Gains	-\$72,517	\$0	\$0	\$0
INTEREST INCOME TOTAL	\$26,837	\$50,882	\$28,500	\$42,000
TOTAL	\$5,306,193	\$5,367,255	\$2,911,326	\$5,977,300

Water and Sewer Fund Expenses by Account

	FY 2023 Actual	FY 2024 Actual	FY 2024 6-Month Approved Budget	FY 2025 Proposed Budget
Transfers, Capital, Other				
(541420) Water Lines	\$149,114	\$117,421	\$413,558	\$1,019,897
(551110) Indirect Costs	\$462,788	\$406,704	\$207,082	\$485,378
(561001) Building- Depreciation	\$689,442	\$685,540	\$0	\$0
(561002) Infrastructure- Depreciation	\$528,740	\$532,851	\$0	\$0
(551300) Information Technology Charges - Internal	\$0	\$223,654	\$117,981	\$322,223
(582100) Interest - Long Term Debt	\$149,477	\$139,900	\$65,502	\$126,107
(575000) Loss On Dispos Of Asset	\$330,887	\$0	\$0	\$0
(542100) Machinery	\$224,092	\$32,479	\$0	\$0
(552400) Risk/Liability Contribution	\$52,506	\$57,720	\$31,065	\$72,104
(561004) Machinery & Equipment- Depreciation	\$77,576	\$72,064	\$0	\$0
(611361) Transfer Out - Fleet Capital	\$31,900	\$39,083	\$19,542	\$47,106
(541200) Site Improvements	\$128,821	\$0	\$0	\$0
(561005) Vehicles-depreciation	\$35,522	\$38,121	\$0	\$0
(541300) Buildings	\$22,057	\$0	\$0	\$0
(611357) Transfer Out - General Fund	\$4,130	\$0	\$0	\$0
(549999) Contra- Capital Expense Account	-\$524,084	-\$149,900	\$0	\$0
TRANSFERS, CAPITAL, OTHER TOTAL	\$2,362,968	\$2,195,637	\$854,730	\$2,072,815
Salaries and Benefits				
(511100) Regular Employees	\$1,163,979	\$1,116,876	\$648,367	\$1,368,523
(553100) Group Insurance Contribution	\$273,826	\$245,287	\$121,466	\$267,483
(512400) Defined Benefit Retirement	\$57,056	\$217,974	\$48,984	\$95,948
(512402) Defined Contribution Retirement	\$90,811	\$103,745	\$62,956	\$146,229
(512200) Social Security (FICA)	\$75,412	\$75,747	\$45,671	\$95,966
(511300) Overtime	\$57,218	\$75,535	\$32,000	\$70,000
(511105) Part Time Employees	\$32,400	\$62,960	\$25,200	\$50,400
(511102) Budgeted Salary Contingency	\$0	\$0	\$40,351	\$83,031
(554100) Workers Comp Contribution	\$22,501	\$22,501	\$7,886	\$20,061
(512300) Medicare	\$17,637	\$17,715	\$10,682	\$22,445
(512401) Deferred Compensation	\$5,261	\$5,720	\$3,153	\$5,441
(511101) Budgeted Salary Savings	\$0	\$0	-\$9,319	-\$24,138
SALARIES AND BENEFITS TOTAL	\$1,796,100	\$1,944,061	\$1,037,397	\$2,201,389
Operating				
(531140) Water Line/Meter Maint Supplies	\$402,107	\$311,947	\$183,316	\$439,055
(521201) Professional Services	\$66,978	\$37,388	\$39,036	\$318,072
(531230) Electricity	\$142,305	\$136,287	\$67,600	\$108,297
(531105) Supplies	\$84,419	\$138,065	\$74,259	\$133,513
(522205) Repairs And Maintenance	\$70,389	\$123,794	\$65,563	\$133,602
(531210) Water / Sewerage	\$69,700	\$38,818	\$59,000	\$110,216
(521400) Contract Services	\$91,014	\$29,424	\$20,137	\$40,274
(531270) Gasoline/ Diesel	\$44,422	\$44,081	\$23,584	\$33,948
(522220) Vehicle Fleet Rate	\$26,900	\$26,900	\$21,656	\$30,287
(521300) Technical Services	\$15,374	\$15,716	\$12,688	\$44,375
(523700) Education And Training	\$14,678	\$11,788	\$8,783	\$17,580
(523810) Software Licenses, Fees, and Maintenance	\$45,547	\$5,670	\$0	\$0
(523500) Travel	\$8,288	\$10,173	\$9,589	\$21,750
(522140) Maintenance - Grounds	\$18,636	\$18,336	\$11,906	\$0
(523600) Dues And Fees	\$13,131	\$12,998	\$6,964	\$12,411
(531605) Machinery And Equipment-Operating	\$3,816	\$18,660	\$7,600	\$10,200
(522110) Disposal	\$5,013	\$7,582	\$7,500	\$15,000
(531720) Uniforms	\$7,972	\$9,520	\$5,205	\$12,075
(522130) Custodial	\$6,243	\$10,413	\$5,905	\$7,816
(523901) Bank Fees / Charges	\$5,004	\$5,120	\$2,650	\$4,900
(531220) Natural Gas	\$6,707	\$5,895	\$2,633	\$0
(523210) Communication Services	\$12,399	\$0	\$0	\$0
(523800) Licenses	\$1,792	\$1,387	\$1,611	\$2,539
(531615) Computer Equipment-Operating	\$7,252	\$0	\$0	\$0
(531400) Books And Periodicals	\$1,159	\$0	\$988	\$2,150
(531250) Oil	\$993	\$1,162	\$523	\$1,280
(523902) Sanitation Services	\$1,341	\$1,496	\$761	\$0

	FY 2023 Actual	FY 2024 Actual	FY 2024 6-Month Approved Budget	FY 2025 Proposed Budget
(531610) Furniture/Fixtures-Operating	\$0	\$2,198	\$250	\$0
(522320) Rental Of Equipment And Vehicles	\$2,325	\$0	\$0	\$0
(531315) Food	\$273	\$674	\$400	\$900
(523220) Postage	\$627	\$221	\$238	\$475
(522210) Vehicle Repair	\$592	\$25	\$0	\$0
(531310) Hospitality And Events	\$185	\$118	\$163	\$125
(539998) P-card Initial Allocation	\$0	\$120	\$0	\$0
OPERATING TOTAL	\$1,177,579	\$1,025,976	\$640,508	\$1,500,840
TOTAL	\$5,336,647	\$5,165,674	\$2,532,635	\$5,775,044

Stormwater Utility Fund

Stormwater Utility Fund Revenues and Expenses

Help ▾ Share ▾

Updated On 15 Nov, 2024

← Back ↻ History ↻ Reset

Broken down by

Types

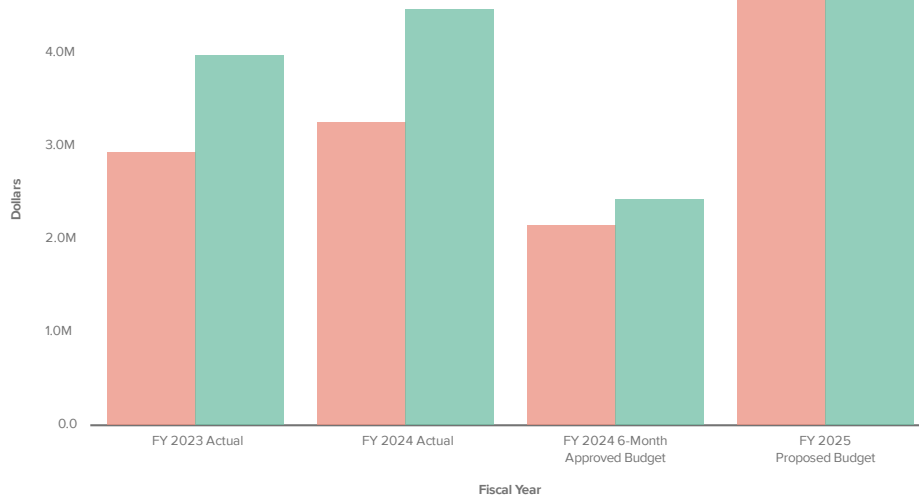
Stormwater Utility Fund



Sort By Chart of Accounts ▾

- Revenues
- Expenses

Visualization



Stormwater Utility Fund Revenues by Account

	FY 2023 Actual	FY 2024 Actual	FY 2024 6-Month Approved Budget	FY 2025 Proposed Budget
Charges for Service				
(344261) Stormwater Utility	\$3,924,534	\$4,334,688	\$2,397,258	\$4,801,700
CHARGES FOR SERVICE TOTAL	\$3,924,534	\$4,334,688	\$2,397,258	\$4,801,700
Interest Income				
(361000) Interest Revenues	\$57,230	\$141,870	\$36,450	\$45,000
(361010) Unrealized Invest Gains	\$843	\$0	\$0	\$0
INTEREST INCOME TOTAL	\$58,073	\$141,870	\$36,450	\$45,000
Miscellaneous Revenues				
(383100) Reimbursement From Insura	\$1,180	\$0	\$0	\$0
MISCELLANEOUS REVENUES TOTAL	\$1,180	\$0	\$0	\$0
TOTAL	\$3,983,787	\$4,476,558	\$2,433,708	\$4,846,700

Stormwater Utility Fund Expenses by Account

	FY 2023 Actual	FY 2024 Actual	FY 2024 6-Month Approved Budget	FY 2025 Proposed Budget
Transfers, Capital, Other				
(541200) Site Improvements	\$966,255	\$1,012,338	\$578,000	\$1,424,000
(551110) Indirect Costs	\$705,810	\$701,263	\$367,287	\$549,578
(561002) Infrastructure- Depreciation	\$308,143	\$308,143	\$0	\$0
(542100) Machinery	\$217,063	\$74,995	\$0	\$76,000
(551300) Information Technology Charges - Internal	\$0	\$97,395	\$56,170	\$125,716
(561005) Vehicles-depreciation	\$88,012	\$112,883	\$0	\$0
(611361) Transfer Out - Fleet Capital	\$17,088	\$49,249	\$24,625	\$59,359
(611351) Transfer Out - Fed Grant	\$0	\$100,000	\$0	\$0
(552400) Risk/Liability Contribution	\$19,372	\$21,295	\$16,918	\$39,268
(611357) Transfer Out - General Fund	\$35,605	\$34,250	\$0	\$0
(561004) Machinery & Equipment- Depreciation	\$26,310	\$28,020	\$0	\$0
(561003) Site Improvement- Depreciation	\$1,441	\$1,441	\$0	\$0
(549999) Contra- Capital Expense Account	-\$1,183,318	-\$1,087,333	\$0	\$0
TRANSFERS, CAPITAL, OTHER TOTAL	\$1,201,781	\$1,453,941	\$1,043,000	\$2,273,921
Salaries and Benefits				
(511100) Regular Employees	\$785,260	\$772,755	\$582,348	\$1,132,789
(553100) Group Insurance Contribution	\$200,643	\$221,221	\$123,439	\$242,404
(512400) Defined Benefit Retirement	\$238,670	\$303,127	\$71,396	\$124,885
(512402) Defined Contribution Retirement	\$49,482	\$51,742	\$50,872	\$109,005
(512200) Social Security (FICA)	\$49,425	\$47,797	\$38,946	\$76,180
(511105) Part Time Employees	\$30,973	\$24,928	\$17,500	\$35,000
(511102) Budgeted Salary Contingency	\$0	\$0	\$31,226	\$74,604
(554100) Workers Comp Contribution	\$17,000	\$17,000	\$6,227	\$15,840
(512300) Medicare	\$11,559	\$11,179	\$9,109	\$17,817
(511300) Overtime	\$10,392	\$7,953	\$7,500	\$8,000
(512401) Deferred Compensation	\$4,490	\$3,731	\$1,894	\$4,532
(511101) Budgeted Salary Savings	\$0	\$0	-\$10,426	-\$21,689
SALARIES AND BENEFITS TOTAL	\$1,397,895	\$1,461,432	\$930,031	\$1,819,367
Operating				
(531105) Supplies	\$110,252	\$98,347	\$42,533	\$134,863
(521201) Professional Services	\$188	\$73,646	\$12,500	\$115,000
(522205) Repairs And Maintenance	\$33,562	\$30,238	\$25,579	\$65,000
(522220) Vehicle Fleet Rate	\$30,000	\$30,000	\$25,845	\$51,442
(522320) Rental Of Equipment And Vehicles	\$41,649	\$907	\$10,000	\$40,000
(521300) Technical Services	\$1,050	\$17,249	\$17,723	\$36,000
(531270) Gasoline/ Diesel	\$23,340	\$12,347	\$12,246	\$12,424
(521400) Contract Services	\$36,322	\$14,600	\$2,500	\$5,000
(522110) Disposal	\$7,763	\$10,494	\$7,500	\$15,000
(531720) Uniforms	\$4,974	\$6,496	\$5,104	\$10,675
(531230) Electricity	\$9,343	\$11,257	\$5,650	\$0
(522140) Maintenance - Grounds	\$5,804	\$10,273	\$2,089	\$2,178
(523600) Dues And Fees	\$6,845	\$6,152	\$1,746	\$4,184
(523700) Education And Training	\$4,311	\$4,764	\$2,352	\$5,455
(523901) Bank Fees / Charges	\$5,004	\$5,120	\$0	\$4,900
(523500) Travel	\$1,636	\$1,533	\$2,714	\$6,500
(522130) Custodial	\$2,374	\$3,067	\$1,758	\$0
(531220) Natural Gas	\$3,211	\$2,357	\$1,471	\$0
(523210) Communication Services	\$6,629	\$0	\$0	\$0
(531605) Machinery And Equipment-Operating	\$5,033	\$67	\$0	\$0
(531250) Oil	\$1,045	\$725	\$509	\$805
(523810) Software Licenses, Fees, and Maintenance	\$2,658	\$0	\$0	\$0
(523902) Sanitation Services	\$812	\$894	\$460	\$0
(531610) Furniture/Fixtures-Operating	\$0	\$1,968	\$0	\$0
(531615) Computer Equipment-Operating	\$1,754	\$0	\$0	\$0
(523800) Licenses	\$766	\$35	\$211	\$239
(523220) Postage	\$321	\$108	\$250	\$500
(539998) P-card Initial Allocation	\$982	\$0	\$0	\$0
(531310) Hospitality And Events	\$215	\$32	\$163	\$125
(522210) Vehicle Repair	\$445	\$0	\$75	\$0

	FY 2023 Actual	FY 2024 Actual	FY 2024 6-Month Approved Budget	FY 2025 Proposed Budget
(531315) Food	\$98	\$184	\$100	\$100
(531400) Books And Periodicals	\$0	\$0	\$25	\$100
(523400) Printing And Binding	\$6	\$0	\$0	\$0
OPERATING TOTAL	\$348,393	\$342,858	\$181,103	\$510,490
TOTAL	\$2,948,069	\$3,258,231	\$2,154,134	\$4,603,778

Fleet Services Fund

Fleet Services Fund Revenues and Expenses

Help Share

Updated On 15 Nov, 2024

← Back ↺ History ↻ Reset

Broken down by

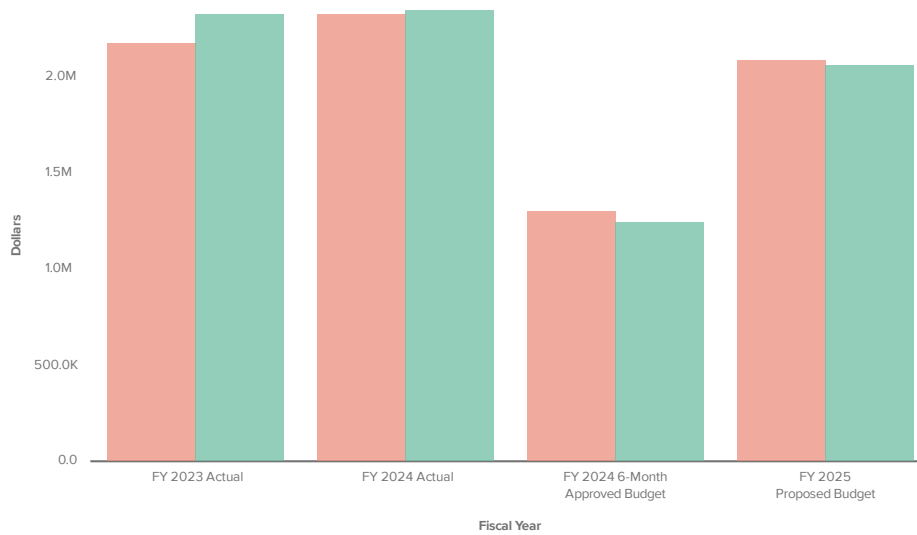
Types ▼ Fleet Services Fund



Sort By Chart of Accounts

- Revenues
- Expenses

Visualization



Fleet Services Fund Revenues by Account

	FY 2023 Actual	FY 2024 Actual	FY 2024 6-Month Approved Budget	FY 2025 Proposed Budget
Charges for Service				
(341750) Fleet Service Charges	\$2,314,916	\$2,288,962	\$1,251,406	\$2,066,682
CHARGES FOR SERVICE TOTAL	\$2,314,916	\$2,288,962	\$1,251,406	\$2,066,682
Miscellaneous Revenues				
(383100) Reimbursement From Insura	\$13,951	\$53,947	\$0	\$0
(389120) Vendor Reimbursements	\$0	\$4,793	\$0	\$0
MISCELLANEOUS REVENUES TOTAL	\$13,951	\$58,740	\$0	\$0
TOTAL	\$2,328,867	\$2,347,702	\$1,251,406	\$2,066,682

Fleet Services Fund Expenses by Account

	FY 2023 Actual	FY 2024 Actual	FY 2024 6-Month Approved Budget	FY 2025 Proposed Budget
Operating				
(531120) Vehicle Parts And Supplies	\$941,063	\$949,751	\$474,871	\$608,787
(522210) Vehicle Repair	\$231,317	\$203,054	\$165,260	\$250,518
(521400) Contract Services	\$32,740	\$18,668	\$21,275	\$20,000
(531270) Gasoline/ Diesel	\$8,137	\$17,432	\$8,585	\$8,029
(531605) Machinery And Equipment-Operating	\$0	\$9,189	\$11,750	\$10,000
(522205) Repairs And Maintenance	\$4,549	\$8,401	\$7,500	\$10,000
(531720) Uniforms	\$8,552	\$7,678	\$4,250	\$9,100
(523700) Education And Training	\$2,365	\$1,502	\$2,400	\$4,800
(531105) Supplies	\$1,816	\$1,339	\$1,250	\$3,500
(523810) Software Licenses, Fees, and Maintenance	\$2,650	\$0	\$0	\$0
(523210) Communication Services	\$1,863	\$0	\$0	\$0
(522130) Custodial	\$390	\$0	\$425	\$850
(531310) Hospitality And Events	\$254	\$377	\$223	\$445
(531250) Oil	\$116	\$122	\$292	\$588
(522320) Rental Of Equipment And Vehicles	\$385	\$0	\$0	\$0
(523800) Licenses	\$0	\$0	\$125	\$250
(523600) Dues And Fees	\$150	\$214	\$0	\$0
(523300) Advertising	\$89	\$253	\$0	\$0
(523220) Postage	\$87	\$0	\$75	\$150
OPERATING TOTAL	\$1,236,524	\$1,217,980	\$698,281	\$927,017
Salaries and Benefits				
(511100) Regular Employees	\$519,202	\$581,133	\$317,659	\$566,250
(553100) Group Insurance Contribution	\$129,168	\$117,318	\$58,815	\$108,322
(512402) Defined Contribution Retirement	\$63,783	\$76,760	\$44,402	\$74,453
(512200) Social Security (FICA)	\$31,366	\$35,175	\$20,704	\$37,247
(511102) Budgeted Salary Contingency	\$0	\$0	\$17,038	\$37,373
(512300) Medicare	\$7,336	\$8,226	\$4,842	\$8,711
(511300) Overtime	\$3,426	\$7,332	\$4,000	\$8,000
(554100) Workers Comp Contribution	\$5,108	\$5,108	\$2,904	\$7,387
(512401) Deferred Compensation	\$2,880	\$2,041	\$1,012	\$2,397
(511105) Part Time Employees	\$1,040	\$0	\$0	\$0
(511101) Budgeted Salary Savings	\$0	\$0	-\$4,770	-\$10,865
SALARIES AND BENEFITS TOTAL	\$763,308	\$833,093	\$466,606	\$839,275
Transfers, Capital, Other				
(551110) Indirect Costs	\$145,431	\$152,064	\$70,809	\$191,270
(551300) Information Technology Charges - Internal	\$0	\$96,510	\$53,758	\$104,204
(611361) Transfer Out - Fleet Capital	\$6,678	\$18,549	\$9,275	\$22,357
(552400) Risk/Liability Contribution	\$6,546	\$7,196	\$4,331	\$10,052
(542100) Machinery	\$21,149	\$6,930	\$0	\$0
(611357) Transfer Out - General Fund	\$1,593	\$0	\$0	\$0
TRANSFERS, CAPITAL, OTHER TOTAL	\$181,398	\$281,249	\$138,173	\$327,883
TOTAL	\$2,181,230	\$2,332,322	\$1,303,060	\$2,094,175

Transportation Department

Serves the public by planning, designing, operating, & maintaining a high-quality, multi-modal transportation system for the City.

Transportation Expenditures by Fund

Category	2025
TSPLOST 2 Fund	\$12,998,448.00
General Fund	\$10,850,278.00
Capital Project Fund	\$3,319,580.00
Impact Fees Fund	\$1,300.00

Transportation Expenditures by Category

Category	2025
Transfers, Capital, Other	\$13,504,676.00
Operating	\$7,491,428.00
Salaries and Benefits	\$6,173,502.00

Here is a summary of the Transportation Department in table form, illustrating direct costs and indirect costs. Click on the table to explore in greater detail.

This table shows the three main categories of expenditures within the Transportation Department across all funds. Click on the table to explore in greater detail.

Transportation General Fund Expenditures by Type

Help Share

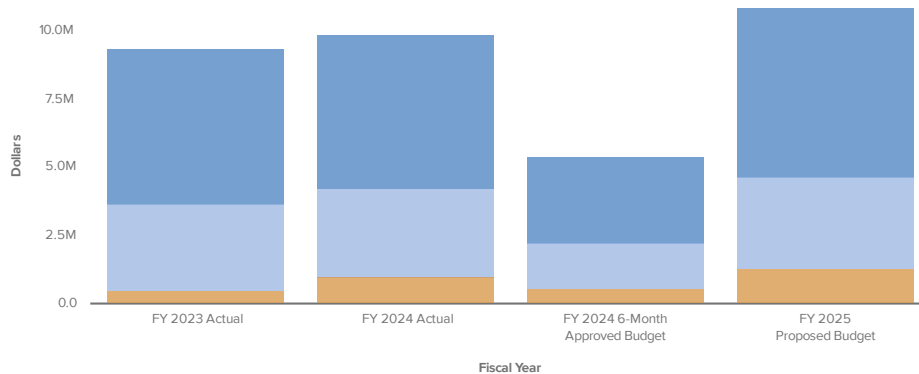
Updated On 15 Nov, 2024

← Back ↺ History ↻ Reset

Broken down by

Expenses General Fund Transportation Department

Visualization



Bar Chart
Line Chart
Area Chart
Pie Chart
Table

Sort By Chart of Accounts ▼

- Salaries and Benefits
- Operating
- Transfers, Capital, Other

Transportation General Fund Expenditures by Account

	FY 2023 Actual	FY 2024 Actual	FY 2024 6-Month Approved Budget	FY 2025 Proposed Budget
Salaries and Benefits				
(511100) Regular Employees	\$3,616,558	\$3,573,901	\$1,990,378	\$3,851,396
(511101) Budgeted Salary Savings	\$0	\$0	-\$62,903	-\$69,715
(511102) Budgeted Salary Contingency	\$0	\$0	\$125,700	\$239,817
(511105) Part Time Employees	\$41,503	\$46,931	\$6,000	\$29,456
(511300) Overtime	\$48,402	\$39,724	\$22,000	\$34,000
(512200) Social Security (FICA)	\$222,198	\$220,229	\$129,035	\$253,270
(512300) Medicare	\$51,966	\$51,505	\$30,180	\$59,236
(512400) Defined Benefit Retirement	\$468,835	\$454,923	\$235,817	\$486,953
(512401) Deferred Compensation	\$18,683	\$18,651	\$9,783	\$15,880
(512402) Defined Contribution Retirement	\$252,890	\$280,610	\$187,231	\$341,090
(553100) Group Insurance Contribution	\$910,464	\$865,347	\$423,000	\$766,215
(554100) Workers Comp Contribution	\$101,363	\$101,363	\$65,212	\$165,904
SALARIES AND BENEFITS TOTAL	\$5,732,862	\$5,653,184	\$3,161,433	\$6,173,502
Operating				
(521201) Professional Services	\$42,870	\$87,344	\$15,000	\$25,500
(521400) Contract Services	\$59,510	\$49,430	\$24,715	\$24,715
(522110) Disposal	\$23,536	\$21,184	\$17,000	\$52,500
(522205) Repairs And Maintenance	\$95,937	\$22,899	\$40,919	\$83,812
(522210) Vehicle Repair	\$2,863	\$54	\$0	\$0
(522320) Rental Of Equipment And Vehicles	\$5,637	\$0	\$1,500	\$9,000
(523220) Postage	\$216	\$293	\$0	\$200
(523500) Travel	\$5,909	\$5,241	\$6,085	\$20
(523600) Dues And Fees	\$7,800	\$5,055	\$3,075	\$120
(523700) Education And Training	\$11,430	\$4,792	\$8,852	\$1,575
(523800) Licenses	\$395	\$702	\$1,769	\$830
(531105) Supplies	\$306,773	\$254,637	\$132,512	\$318,540
(531310) Hospitality And Events	\$1,631	\$1,048	\$0	\$700
(531315) Food	\$35	\$49	\$100	\$0
(531400) Books And Periodicals	\$650	\$327	\$125	\$0
(531605) Machinery And Equipment-Operating	\$19,569	\$18,029	\$14,152	\$29,250
(531610) Furniture/Fixtures-Operating	\$0	\$1,590	\$0	\$0
(531720) Uniforms	\$17,632	\$14,730	\$10,089	\$19,735
(522220) Vehicle Fleet Rate	\$274,900	\$274,900	\$142,826	\$158,313
(523210) Communication Services	\$24,242	\$0	\$0	\$0
(523810) Software Licenses, Fees, and Maintenance	\$11,943	\$61	\$0	\$0
(531210) Water / Sewerage	\$71	\$108	\$50	\$127
(531215) Stormwater Fees	\$760,176	\$836,962	\$459,826	\$920,016
(531230) Electricity	\$1,364,920	\$1,548,778	\$751,800	\$1,641,780
(531250) Oil	\$4,307	\$2,026	\$1,077	\$2,244
(531270) Gasoline/ Diesel	\$120,991	\$99,813	\$61,974	\$101,151
(531615) Computer Equipment-Operating	\$2,088	\$20	\$0	\$0
OPERATING TOTAL	\$3,166,032	\$3,250,073	\$1,693,446	\$3,390,128
Transfers, Capital, Other				
(551300) Information Technology Charges - Internal	\$0	\$437,296	\$253,320	\$604,559
(552400) Risk/Liability Contribution	\$105,002	\$115,428	\$75,272	\$174,709
(611361) Transfer Out - Fleet Capital	\$99,755	\$103,839	\$51,920	\$142,436
(581100) Principal- Long Term Debt	\$254,439	\$282,885	\$156,115	\$314,146
(581200) Principal - Capital Lease	\$5,726	\$0	\$0	\$0
(582100) Interest - Long Term Debt	\$49,671	\$51,636	\$26,352	\$50,798
(582200) Interest - Capital Lease	\$179	\$0	\$0	\$0
TRANSFERS, CAPITAL, OTHER TOTAL	\$514,772	\$991,084	\$562,979	\$1,286,648
TOTAL	\$9,413,666	\$9,894,341	\$5,417,858	\$10,850,278

Capital Improvements

Information about the Capital Projects for all funds

Details for the Capital Improvement Projects for the FY 2025 Budget are shown by project, then detail on each Fund: Capital Projects, Impact Fee Fund, TSPLOST I, and TSPLOST II.

Summary of Projects for FY 2025 Budget

Fund / Name of Project	Amount
GENERAL FUND CAPITAL	
Resurfacing	3,000,000
Concrete Equipment	319,580
Parking Improvements	470,848
SOLID WASTE FUND	
Isuzu 8 Yard Garbage Trucks	260,000
Lease Automated Side Loading Garbage Truck	140,000
Transfer Station Scalehouse	60,000
Recycling Center Semi Trailer Replacement	6,500
STORMWATER FUND	
Stormwater Master Project List	1,378,000
Large Equipment Replacement -Skid Steer	76,000
New Micro Excavator	30,000
Replacement Plotter	16,000
WATER FUND	
Water Line Replacement	1,069,897
New Water Tank Design	200,000
TSPLOST II FUND	
Pine Grove Road	5,750,000
Pine Grove Road & Magnolia Street	4,900,000
TSPLOST II Project Management	1,000,000
Holcomb Bridge Road Multiuse Trail	800,000
Woodstock Road Multiuse Trail	548,448

Capital Project Fund

The Capital Project Fund (Fund 350) was created to effectively manage and track approved projects and funding sources.

Capital Project Fund Revenues and Expenses

Help Share

Updated On 15 Nov, 2024

← Back ↺ History ↻ Reset

Broken down by

Types

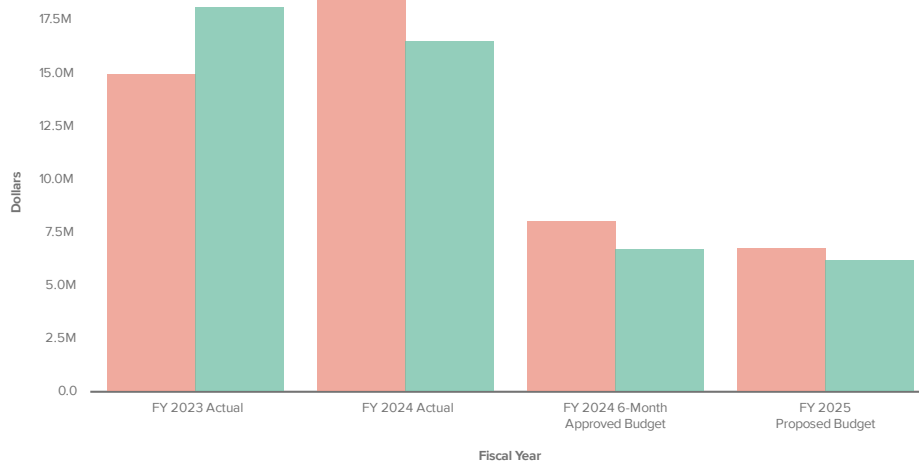
Capital Project Fund



Sort By Chart of Accounts

- Expenses
- Revenues

Visualization



Capital Project Fund Revenues by Account

	FY 2023 Actual	FY 2024 Actual	FY 2024 6-Month Approved Budget	FY 2025 Proposed Budget
Miscellaneous Revenues				
(371005) Private Donations/contrib	\$0	\$38,419	\$0	\$0
(383100) Reimbursement From Insura	\$3,863	\$61,409	\$0	\$0
(392100) Sale Of Assets	\$484,584	\$59,230	\$176,500	\$200,000
(393000) Proceeds - Long-term Liability	\$4,278,622	\$0	\$0	\$0
(391250) Capital Transfer In	\$12,151,103	\$11,748,699	\$6,448,889	\$5,646,640
MISCELLANEOUS REVENUES TOTAL	\$16,918,171	\$11,907,757	\$6,625,389	\$5,846,640
Intergovernmental				
(336015) Intergov - Fulton Co	\$0	\$27,711	\$0	\$0
(336016) Intergovt Milton	\$90,549	\$0	\$0	\$0
INTERGOVERNMENTAL TOTAL	\$90,549	\$27,711	\$0	\$0
Interest Income				
(361000) Interest Revenues	\$309,322	\$562,482	\$131,550	\$360,000
(361010) Unrealized Invest Gains	-\$101,968	\$17,261	\$0	\$0
INTEREST INCOME TOTAL	\$207,355	\$579,743	\$131,550	\$360,000
Lease Proceeds				
(393500) Capital Lease Program	\$935,179	\$4,025,945	\$0	\$0
LEASE PROCEEDS TOTAL	\$935,179	\$4,025,945	\$0	\$0
TOTAL	\$18,151,254	\$16,541,156	\$6,756,939	\$6,206,640

Capital Project Fund Expenses by Project for FY 2025

	FY 2025 Proposed Budget
(14001) Citywide Vehicle Replacement	\$3,016,212
(90001) Citywide Road Resurfacing and Reconstruction Program	\$3,000,000
(92028) Concrete Equipment	\$319,580
(22001) Parking Improvements	\$470,848
TOTAL	\$6,806,640

Impact Fee Fund

The Impact Fee Fund (Fund 230) is a capital project fund that accounts for the collection of impact fees to pay for system improvements for fire, recreation and parks and transportation facilities as projected in the Roswell Comprehensive Land Use Plan.

Impact Fee Fund Revenues and Expenses

Help ▾ Share ▾

Updated On 15 Nov, 2024

← Back ↻ History ▾ ↻ Reset

Broken down by

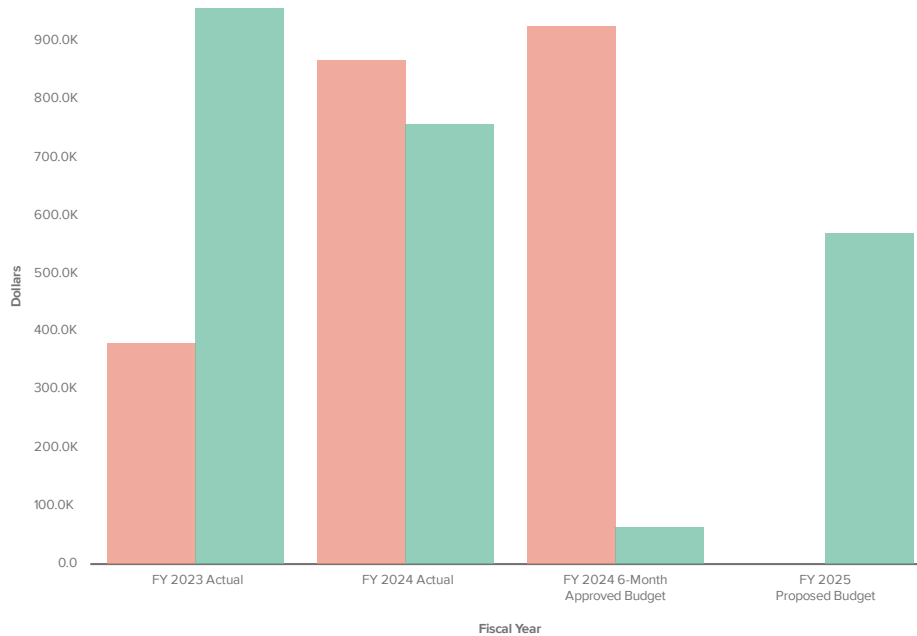
Types ▾ Impact Fees Fund



Sort By Chart of Accounts ▾

- Revenues
- Expenses

Visualization



TSPLOST I Fund

The TSPLOST I Fund (Fund 336) is a capital projects fund used to track projects funded by Transportation Special Purpose Local Option Sales Tax (TSPLOST). On November 8, 2016, Fulton County voters approved the T-SPLOST referendum to fund transportation projects in their cities. In April 2017, collection of a 0.75% (3/4 of a cent) sales tax was implemented to fund transportation projects specifically recommended by each Fulton County city.

TSPLOST I Fund Revenues and Expenses

Help ▾ Share ▾

Updated On 15 Nov, 2024

← Back ↻ History ▾ ↻ Reset

Broken down by

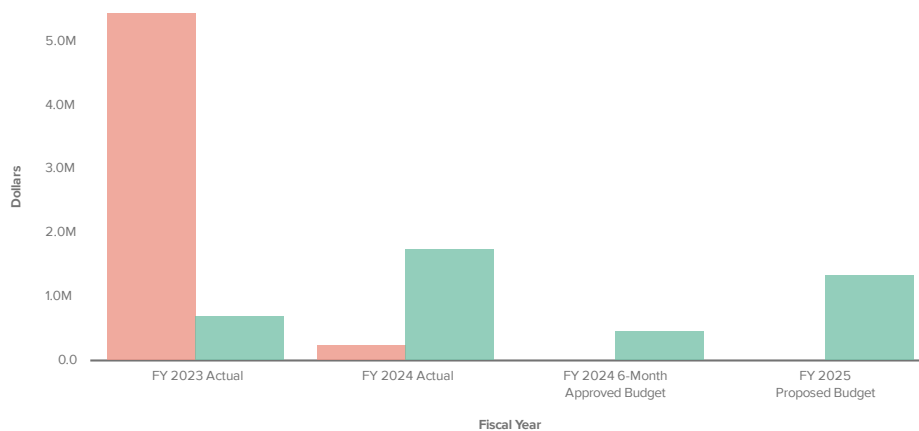
Types ▼ TSPLOST Fund



Sort By Chart of Accounts ▾

- Expenses
- Revenues

Visualization



TSPLOST I Fund Expenses by Account

	FY 2023 Actual	FY 2024 Actual	FY 2024 6-Month Approved Budget	FY 2025 Proposed Budget
Interest Income				
(361000) Interest Revenues	\$1,540,141	\$1,764,841	\$467,150	\$1,350,000
(361010) Unrealized Invest Gains	-\$818,838	\$0	\$0	\$0
INTEREST INCOME TOTAL	\$721,303	\$1,764,841	\$467,150	\$1,350,000
TOTAL	\$721,303	\$1,764,841	\$467,150	\$1,350,000

TSPLOST I Fund Expenses by Project

	FY 2023 Actual	FY 2024 Actual	FY 2024 6-Month Approved Budget	FY 2025 Proposed Budget
(98001) Tsplost Project Manager	\$89,158	\$63,149	\$0	\$0
(98002) Tsplost Big Creek Parkway	\$639,606	\$122,529	\$0	\$0
(98004) Tsplost Historic Gateway	\$88,500	\$61,623	\$0	\$0
(98006) Tsplost Sr9/Oxbo Rd Intersection	\$4,631,844	\$16,105	\$0	\$0
TOTAL	\$5,449,108	\$263,406	\$0	\$0

TSPLOST II Fund

The TSPLOST II Project Fund (Fund 337) is a capital projects fund used to track projects funded by the second round of Transportation Special Purpose Local Option Sales Tax (TSPLOST). At the June 14, 2021 City Council meeting, the City of Roswell's elected officials approved a list of eligible projects for TSPLOST II.

TSPLOST II Fund Revenues and Expenses

Help Share

Updated On 15 Nov, 2024

← Back ↺ History ↻ Reset

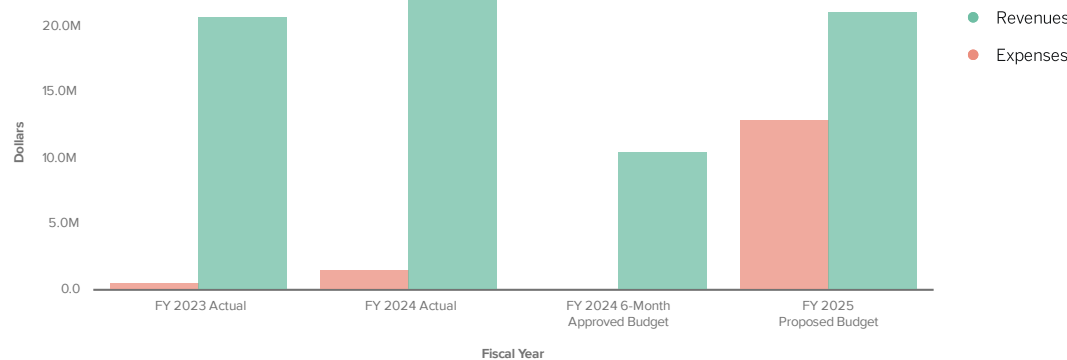
Broken down by

Types TSPLOST 2 Fund



Sort By Chart of Accounts ▼

Visualization



TSPLOST II Fund Revenues by Account

	FY 2023 Actual	FY 2024 Actual	FY 2024 6-Month Approved Budget	FY 2025 Proposed Budget
Sales Tax				
(313200) TSPLOST	\$20,525,719	\$20,965,602	\$10,293,213	\$20,000,000
SALES TAX TOTAL	\$20,525,719	\$20,965,602	\$10,293,213	\$20,000,000
Interest Income				
(361000) Interest Revenues	\$342,259	\$1,503,181	\$248,600	\$1,188,000
(361010) Unrealized Invest Gains	-\$88,525	\$3,397	\$0	\$0
INTEREST INCOME TOTAL	\$253,734	\$1,506,578	\$248,600	\$1,188,000
TOTAL	\$20,779,453	\$22,472,179	\$10,541,813	\$21,188,000

TSPLOST II Fund Expenses by Project

	FY 2023 Actual	FY 2024 Actual	FY 2024 6-Month Approved Budget	FY 2025 Proposed Budget
(98201) TSPLOST 2 Project Management	\$71,913	\$173,521	\$0	\$1,000,000
(98215) Holcomb Bridge Rd MUT TSPLOST 2	\$0	\$0	\$0	\$400,000
(98214) Holcomb Bridge Rd MUT TSPLOST 2	\$0	\$0	\$0	\$400,000
(98202) Woodstock Road Multiuse Trail TSPLOST2	\$339,014	\$186,793	\$0	\$548,448
(98205) Nesbit Ferry Rd TSPLOST 2	\$0	\$137,753	\$0	\$0
(98210) Cox Rd Intersection Improvements T2	\$10,577	\$11,753	\$0	\$0
(98203) Riverside Rd Corridor Improvements TSPLOST2	\$128,824	\$497,243	\$0	\$0
(98206) Pine Grove Rd/Magnolia St T2	\$0	\$112,640	\$0	\$4,900,000
(98207) Pine Grove Rd TSPLOST 2	\$0	\$106,640	\$0	\$5,750,000
(98211) Norcross St Bridge Replacement TSPLOST2	\$0	\$206,406	\$0	\$0
(98212) Old Alabama Rd MUT TSPLOST 2	\$7,682	\$121,464	\$0	\$0
TOTAL	\$558,011	\$1,554,211	\$0	\$12,998,448